

We Are On
AUTOQUOTES
Effective March 1st
2024

ATS MFG



Price List

Copyright © 2024 ATS MFG®
All rights reserved.

Products images and specifications subject to change without notice.

ATS MFG

1750 Stone Ridge Drive,
Stone Mountain, GA 30083

ATSMFG.com

Product Line

ATS - Furniture



FLO - Faucets Supplies



MET - Stainless Steel Equipment



Contact Us

Have a question? csr@atsfurniture.com

Place orders purchaseorder@atsfurniture.com

Shipping & freight quote freight@atsfurniture.com

Make a payment AcctsRec@atsfurniture.com

Phone: 770-270-1688

Fax: 770-270-5919

2024 Catalog Table of Contents

ATS Quickship	1
Plain Back Upholstered Booths	2
QUICKSHIP Wood Platform Booths	5
Metal Chairs.....	7
Swivel Barstools	8
Outdoor Furniture	10
Aluminum Furniture	13
Isotop Outdoor/Indoor Table Tops.....	14
Double Side 2” Laminated Panel Table Tops.....	15
Reversible Table Tops	16
Self Edge Laminated Table Tops	17
Resin Table Tops	18
High Chairs / Hostess Stations / Trash Receptacles	19
TABLE BASES	20
BOOTHS	24
Upholstered Booths	25
Wood Booths	30
Booth Options.....	32
CHAIRS & BARSTOOLS	36
Miscellaneous	43
FLO Faucets	60
Heavy Duty Pre-Rinse Faucet.....	61
Wall Mount Faucet.....	63
Handle Waste Valve with Strainer	66
Operation Valve.....	67
Wok Range Faucet	68
Service Sink Faucet	69

MET Stainless Steel 70

- Wall Mount Hand Sinks..... 71
- Compartment Sinks..... 72
- Dish Tables 76
- Work Tables..... 77
- S/S Work Table Undershelf..... 80
- Equipment Stand..... 81
- S/S Wall Shelves..... 83
- S/S Double Overshelf 84
- S/S Cabinet 84
- Tubular Dish Drainage Shelf..... 85
- Beverage Table with Urn Troughs..... 86
- Pot Racks..... 86
- Sinks..... 87
- Underbar 89
- Keg Racks..... 92
- Utility Carts..... 92
- Green Shelf..... 93
- Bun Racks..... 94
- Hood Filters..... 94
- Accessories..... 95



ATS Quickship

Plain Back Upholstered Booths

Quickship



QAS-36 Deep Red



QAD-42 Black



QAD-36 Green



QAS-36 Grey




QAS-36 Brown

Plain Back Upholstered Booths Only

Model #	Type	Height	List \$	Weight (lb)
QAS-36	Single	36"	750.60	80
QAS-42		42"	848.88	85
QAD-36	Double	36"	1255.50	115
QAD-42		42"	1442.88	120


**Pallet info: 2 Singles or 1 Double per pallet, shipping class 250. See packing and handling fee page for more info

Available Vinyl Colors :



Black

Tsunami-ARM-126-M




Deep Red

Sangria-ARM-120-M



Bright Red

Red-IND-053




Grey

Gunmetal-IND-8619



Green

Forest Green-IND-8571



Brown

Mocha-IND-8406



Yellow

Yellow-IND-050

Plain Back Upholstered Booths

Quickship Booths with Top and End Caps



QAS-36-TEC Gunmetal



QAS-42-TEC Mocha

Quick Ship Booth w/ Top Cap Only

Model #	Cap Finish	Type	Height	List \$	lbs
QAS-36-TC	N	Single	36"	847.80	85
QAS-42-TC	DM		42"	946.08	90
QAD-36-TC	W	Double	36"	1444.01	120
QAD-42-TC	BLK		42"	1631.88	225
	C				

Quick Ship Booth w/ Two End Caps

Model #	Cap Finish	Type	Height	List \$	lbs
QAS-36-EC	N	Single	36"	858.60	90
QAS-42-EC	DM		42"	956.88	95
QAD-36-EC	W	Double	36"	1471.50	125
QAD-42-EC	BLK		42"	1658.88	130
	C				

Quick Ship Booth w/ Top & Two End Caps

Model #	Cap Finish	Type	Height	List \$	lbs
QAS-36-TEC	N	Single	36"	955.80	95
QAS-42-TEC	DM		42"	1054.08	100
QAD-36-TEC	W	Double	36"	1660.50	130
QAD-42-TEC	BLK		42"	1847.88	135
	C				




**Please specify the cap finish color when ordering booth with caps: DM, N, W, BLK, C

**Pallet info: 2 Singles or 1 Double per pallet, shipping class 250. See packing and handling fee page for more info

Available Vinyl Colors :

						
Black Tsunami-ARM-126-M	Deep Red Sangria-ARM-120-M	Bright Red Red-IND-053	Grey Gunmetal-IND-8619	Green Forest Green-IND-8571	Brown Mocha-IND-8406	Yellow Yellow-IND-050

*Available Cap Colors:

N - Natural 	DM - Dark Mahogany 	W - Walnut 	BLK - Black 	C - Cherry 
--	---	---	--	---

Plain Back Upholstered Booths

Three Button Back Upholstered Booths



QAS-36TB-3



QAS-42TB-3-TEC
*Featured with optional DM Top and End Cap

Quick Ship Three Button Back Upholstered Booth Only					
Model #	Cap Finish	Type	Height	List \$	lbs
QAS-36TB-3	N	Single	36"	975.78	80
QAS-42TB-3	DM		42"	1103.76	85
QAD-36TB-3	W	Double	36"	1632.96	115
QAD-42TB-3	BLK		42"	1877.04	120
	C				

Quick Ship Three Button Back Upholstered Booth w/ Both Top and End Caps					
Model #	Cap Finish	Type	Height	List \$	lbs
QAS-36TB-3-TEC	N	Single	36"	1180.98	95
QAS-42TB-3-TEC	DM		42"	1308.96	100
QAD-36TB-3-TEC	W	Double	36"	2037.96	130
QAD-42TB-3-TEC	BLK		42"	2282.04	135
	C				

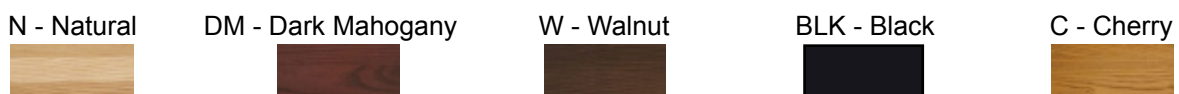
**Please specify the cap finish color when ordering booth with caps: DM, N, W, BLK, C

**Pallet info: 2 Singles or 1 Double per pallet, shipping class 250. See packing and handling fee page for more info

Available Vinyl Colors:




*Available Cap Colors:




QUICKSHIP Wood Platform Booths


Wood Platform Booth Only

 AWS-48-DM	Frame Finish	Model #	Type	List \$	lbs
	DM	AWS-48	Single	1116.72	85
		AWS-60		1451.52	98
		AWS-72		1786.32	111
	W	AWD-48	Double	1562.76	142
		AWD-60		1786.32	163
		AWD-72		2008.80	183


Wood Platform Booth w/ Seat Pad

 AWD-48WS-W	Frame Finish	Model #	Type	-GR4 /-COM \$	-GR5 \$	-GR6 \$	lbs
	DM	AWS-48-WS	Single	1259.28	1302.48	1327.32	102
		AWS-60-WS		1607.04	1652.40	1675.08	117
		AWS-72-WS		1954.80	2001.24	2021.76	132
	W	AWD-48-WS	Double	2128.68	2219.40	2269.08	176
		AWD-60-WS		2506.60	2592.00	2641.68	201
		AWD-72-WS		2881.44	2963.52	3013.20	225

Wood Platform Booth w/ Back Pad

 AWD-48WB-DM (Back with -COM Shown)	Frame Finish	Model #	Type	-GR4 /-COM \$	-GR5 \$	-GR6 \$	lbs
	DM	AWS-48-WB	Single	1188.00	1203.12	1217.16	94
		AWS-60-WB		1537.92	1556.28	1572.48	109
		AWS-72-WB		1886.76	1908.36	1927.80	125
	W	AWD-48-WB	Double	1705.32	1734.48	1762.56	160
		AWD-60-WB		1928.88	1958.04	1986.12	185
		AWD-72-WB		2151.36	2180.52	2208.60	211

Wood Platform Booth w/ Seat and Back Pads

 AWD-48WSB-W	Frame Finish	Model #	Type	-GR4 /-COM \$	-GR5 \$	-GR6 \$	lbs
	DM	AWS-48-WSB	Single	1330.56	1388.88	1427.76	111
		AWS-60-WSB		1693.44	1756.08	1796.04	128
		AWS-72-WSB		2055.24	2122.20	2163.24	146
	W	AWD-48-WSB	Double	2271.24	2391.12	2468.88	194
		AWD-60-WSB		2648.16	2763.72	2841.48	223
		AWD-72-WSB		3024.00	3135.24	3213.00	253

Finish Codes: **DM**-Dark Mahogany **W**-Walnut

**Pallet info: 2 Singles or 1 Double per pallet, shipping class 250. See packing and handling fee page for more info

Wood Platform Booth Vinyl Pad Options

Platform Booth Back Pad Options

Model # (Standard)	Description	Standard \$	-COM \$	-GR4 \$	-GR5 \$	-GR6 \$	lbs
BACK-PAD-AWSD-48	Back Pad for 48" Wood Platform Booth (EACH)	122.04	135.00	135.00	143.64	156.60	9
BACK-PAD-AWSD-60	Back Pad for 60" Wood Platform Booth (EACH)	145.80	162.00	162.00	171.72	187.92	11
BACK-PAD-AWSD-72	Back Pad for 72" Wood Platform Booth (EACH)	170.64	189.00	189.00	200.88	219.24	14

Platform Booth Seat Pad Options

Model # (Standard)	Description	Standard \$	-COM \$	-GR4 \$	-GR5 \$	-GR6 \$	lbs
SEAT-PAD-AWSD-48	Seat Pad for 48" Wood Platform Booth (EACH)	243.00	270.00	270.00	286.20	313.20	17
SEAT-PAD-AWSD-60	Seat Pad for 60" Wood Platform Booth (EACH)	291.60	324.00	324.00	343.44	375.84	19
SEAT-PAD-AWSD-72	Seat Pad for 72" Wood Platform Booth (EACH)	340.20	378.00	378.00	400.68	438.48	21

**Please contact factory for lead time info

Metal Chairs

Quickship Chairs Seat Unattached

Ship in 5 Business Days

1 Year Frame Structural Warranty		Frame Coat	HAHA	Model #	Vinyl Seat Colors	With Unattached Black Vinyl Seat \$	lbs	
 77-YL-BLK	 77-BS-YL-BLK	Black Powder Coat	32 18.5 17 17	77-YL		140.00	19	
			42 30 17 17	77-BS-YL		190.00	23	
 77C-YL-BLK	 77C-BS-YL-BLK	Clear Coat	32 18.5 17 17	77C-YL		-BLK	161.00	19
			42 30 17 17	77C-BS-YL		-RED	230.00	23
 78-YL-BLK	 78-BS-YL-BLK	Black Powder Coat	32 18.5 17 17	78-YL		-BRED	140.00	19
			42 30 17 17	78-BS-YL		-GRY	190.00	23
 85-YL-BLK	 85-BS-YL-BLK	Black Powder Coat	34 18.5 17 17	85-YL		-GRN	140.00	19
			43 30 17 17	85-BS-YL		-BRN	190.00	23
 87-YL-BLK	 87-BS-YL-BLK	Black Powder Coat	34 18.5 17 17	87-YL		-YLW	140.00	19
			42 30 17 17	87-BS-YL		190.00	23	

* All Quickship Metal Chairs come with standard vinyl seat unattached. 3/4" seat mounting screws included.

** Pallet info: 16 pcs chairs or 8 pcs barstools per pallet. See packing and handling fee page for pallet fee schedule info.

Swivel Barstools

Quickship

	Model # (Seat Attach)	W x D x H	Black Vinyl Seat \$	-GR4 \$	-GR5 \$	-GR6 \$	lbs
	SR-2 (-UNA / -ATT)	Bottom Frame: 13" x 18" x 26" Seat: 14" R x 4" H	115.00	N/A	N/A	N/A	15
			127.00				
	SR-3 (-UNA / -ATT)	Bottom Frame: 13" x 18" x 26" Seat: 16" x 16" x 17"	134.00	N/A	N/A	N/A	22
			177.00				
	SR-8 (-UNA / -ATT)	Bottom Frame: 13" x 18" x 26" Seat: 14" R x 4.5" H	150.00	180.00	210.00	240.00	18
			196.00	236.00	275.00	314.00	
	SR-4J (-UNA / -ATT)	Bottom Frame: 17" x 23" x 26" Seat: 19" x 18" x 18"	180.00	N/A	N/A	N/A	32
			199.00				
	SR-5J (-UNA / -ATT)	Bottom Frame: 13" x 18" x 26" Seat: 19" x 18" x 17"	180.00	N/A	N/A	N/A	32
			199.00				

* -UNA are unattached seat & -ATT are attached seats

* ATS' Swivel Barstools with double ring bases are constructed of 1" chrome plated round steel tubing.

* Black Cross-over Bases are constructed of round tapered tubing with black enamel finish.

* All barstools use a flat swivel plate. Barstool bases are fully assembled

* CAL133 (California Tech Bulletin) upholstery, \$37.50 per seat upcharge. Not available on black vinyl seat

** See packing and handling fee page for pallet fee schedule info.

Build Your Own

QuickShip

Swivel Barstool Seats

		Model #	Descriptions	List \$	lbs
		SR-2B-S	4" H, 14" R Black Vinyl Seat	95.00	4
		SR-5B-J	17" H, 19" W, 18" D Black Vinyl Jumbo Seat	125.00	21
		SR-3B-S	Seat with Back Frame: 17" H, 16" W, 16" D Seat Radius ONLY: 14"R x 4.5"H	83.00	11
		SR-8-S	4.5" H, 15" R Black Vinyl Seat (GR 4)	87.00	7

Swivel Barstool Bases

		Model #	Descriptions	List \$	lbs
		SR-CF	2 Ring Chrome Frame	70.00	11
		SR-BF	Gloss Black Metal Frame w/ Chrome Ring	70.00	10





Swivel Plate

		Model #	Descriptions	List \$	lbs
	SR-3DEG	SR-3DEG	3 Degree Tilted Swivel Plate	27.50	3
	SR-FLAT	SR-FLAT	Level Swivel Plate	27.50	3

• See packing and handling fee page for pallet fee schedule info.

Outdoor Furniture

BLACK Powder Coat Finish










<div style="border: 1px solid red; padding: 2px; color: red; font-weight: bold;">1 Year Limited Warranty</div>			Model#	Description	List \$	Ibs
   <p style="text-align: center;">90B 90B-BS</p>	34.0 17.5 16.0 16.5	90B	Black Powder Coated Metal Chair	163.00	13	
	43.5 27.5 16.5 16.0	90B-BS	Black Powder Coated Metal Barstool	287.00	18	
  <p style="text-align: center;">91</p>	33.0 17.5 16.5 17.5	91	Black Powder Coated Metal Chair	187.50	13	
   <p style="text-align: center;">92 92-BS</p>	32.0 18.0 16.5 17.0	92	Black Powder Coated Metal Chair	187.50	13	
	44.5 29.5 17.0 19.0	92-BS	Black Powder Coated Metal Barstool	265.00	17	
  <p style="text-align: center;">93</p>	35.0 19.0 18.0 17.5	93	Black Powder Coated Metal Chair	187.50	13	
   <p style="text-align: center;">94 94-BS</p>	34.0 18.5 18.0 17.5	94	Black Powder Coated Metal Chair	187.50	12	
	46.0 30.0 18.0 17.5	94-BS	Black Powder Coated Metal Barstool	265.00	16	

** Use outdoor chairs / barstools on flat floor surface only. Maximum weight capacity : 250 lbs

** See packing and handling fee page for pallet fee schedule info.

Outdoor Furniture









GREY Powder Coat Finish

1 Year Limited Warranty	HABA	Model#	Description	List \$	lbs
  <p>90G</p>	<p>34.0 17.5 16.0 16.5</p>	<p>90G</p>	<p>Grey Powder Coated Metal Chair</p>	<p>163.00</p>	<p>13</p>
  <p>91G</p>	<p>33.0 17.5 16.5 17.5</p>	<p>91G</p>	<p>Grey Powder Coated Metal Chair</p>	<p>187.50</p>	<p>13</p>
  <p>92G</p>	<p>32.0 18.0 16.5 17.0</p>	<p>92G</p>	<p>Grey Powder Coated Metal Chair</p>	<p>187.50</p>	<p>13</p>
  	<p>ALM30-GRY</p>	<p>30" round Open Mesh top 30" height outdoor table GREY Finish</p>	<p>252.56</p>	<p>40</p>	
	<p>ALM3030-GRY</p>	<p>30" x 30" Square Open Mesh top 30" height outdoor table GREY Finish</p>	<p>252.56</p>	<p>42</p>	
	<p>ALM36-GRY</p>	<p>36" round Open Mesh top 30" height outdoor table GREY Finish</p>	<p>277.81</p>	<p>50</p>	
	<p>ALM3636-GRY</p>	<p>36" x 36" Square Open Mesh top 30" height outdoor table GREY Finish</p>	<p>277.81</p>	<p>52</p>	
	<p>ALM3048-GRY</p>	<p>30" x 48" rectangle Open Mesh top 30" height outdoor table GREY Finish</p>	<p>298.48</p>	<p>44</p>	

** ATS Outdoor Table Feature extra heavy-duty metal construction with a deep textured - Grey powder coat finish
 ** Use outdoor chairs / barstools on flat floor surface only. Maximum weight capacity : 250 lbs
 ** See packing and handling fee page for pallet fee schedule info.

Outdoor Furniture

BLACK Powder Coat Finish

	Model#	Description	List \$	lbs
 	AB30	30" round Fine Mesh top standard height outdoor table	340.50	29
	AB3030	30" x 30" square Fine Mesh top standard height outdoor table	340.50	33
	AB36	36" round Fine Mesh top standard height outdoor table	380.00	37
	AB3636	36" x 36" square Fine Mesh top standard height outdoor table	380.00	38
	AB3048	30" x 48" rectangular Fine Mesh top standard height outdoor table	399.00	44
	ABB30	30" round Fine Mesh top bar height outdoor table	380.00	36
 	ALM30	30" round Open Mesh top standard height outdoor table - BLACK Finish	252.56	40
	ALM3030	30" x 30" Square Open Mesh top standard height outdoor table - BLACK Finish	252.56	42
	ALM36	36" round Open Mesh top standard height outdoor table - BLACK Finish	277.81	50
	ALM3636	36" x 36" Square Open Mesh top standard height outdoor table - BLACK Finish	277.81	52
	ALM3048	30" x 48" rectangle Open Mesh top standard height outdoor table - BLACK Finish	298.48	44
 	OMT-30	30" round Wire Mesh top standard height outdoor table - BLACK Finish	252.56	40
	OMT-3030	30" x 30" Square Wire Mesh top standard height outdoor table - BLACK Finish	252.56	42
	OMT-36	36" round Wire Mesh top standard height outdoor table - BLACK Finish	277.81	50
	OMT-3636	36" x 36" square Wire Mesh top standard height outdoor table - BLACK Finish	277.81	52
	OMT-3048	30" x 48" rectangle Wire Mesh top standard height outdoor table - BLACK Finish	298.48	44
	UMB-GRN	Green Umbrella for Outdoor Table With Umbrella Hole (Table Sold Separately) Dimension: 95" R x 102.5" H	646.70	69
	UMB-RED	Red Umbrella for Outdoor Table With Umbrella Hole (Table Sold Separately) Dimension: 95" R x 102.5" H	646.70	69
	UMB-BUR	Burgundy Umbrella for Outdoor Table With Umbrella Hole (Table Sold Separately) Dimension: 95" R x 102.5" H	646.70	69

** ATS Outdoor Table Feature extra heavy-duty metal construction with a deep textured - Black powder coat finish

** Standard height 30" & Bar height 42"

** See packing and handling fee page for pallet fee schedule info

Aluminum Furniture

Quickship

1 Year Limited Warranty	Model#	Description	List \$	lbs
	AL30	27.5" Round Top Standard Height Column	386.49	24
	AL30H	27.5" Round Top Bar Height Column	459.20	30
	AL3030	27.5" x 27.5" Square Top Standard Height Column	386.49	34
	AL3048	27.5" x 45.5" Rectangular Top Standard Height Column	581.65	40

* ATS Aluminum Furniture feature extra durable welded aluminum seating, and modern patterns.

* 1 Year limited warranty.

* See packing and handling fee page for pallet fee schedule info

Isotop Outdoor/Indoor Table Tops

Quickship

Ship in 5 business days

**1 Year
Limited Warranty**



Aged Pine
(-201)



Compressed Grey
(-207)



Alcantara Black
(-202)



Grey Oak
(-212)



Indian Rose
(-213)



Pearl White
(-214)

Model #	Size	List \$	lbs
ATO2828 (-201, -202, -207, -212, -213, -214)	27.5" x 27.5"	127.05	19
ATO3048 (-201, -202, -207, -212, -213, -214)	31.5" x 47.2"	245.03	41
ATO3636 (-201, -202, -207, -212, -213, -214)	35.5" x 35.5"	205.70	32
ATO28 (-201, -202, -207, -212, -213, -214)	27.5"	127.05	17
ATO36 (-201, -202, -207, -212, -213, -214)	35.5"	205.70	25
ATO48 (-201, -202, -207, -212, -213, -214)	47.2"	266.20	45

** Thickness: 35mm (approximately 1.4") Indoor/Outdoor Tops - 1 Year limited warranty.

** 1/2" mounting screws included if order with ATS Table bases

** No screw included if order table tops only


** See packing and handling fee page for pallet fee schedule info

Double Side 2" Laminated Panel Table Tops

Quickship

Ship in 5 business days

**1 Year
Limited Warranty**



Model #	Size	List \$	lbs
ATP2430-BL/Y	24" x 30"	120.00	22
ATP3045-BL/Y	30" x 45"	215.00	38.5
ATP3048-BL/Y	30" x 48"	237.50	40
ATP3060-BL/Y	30" x 60"	272.50	52
ATP3072-BL/Y	30" x 72"	360.00	61.5
ATP3030-BL/Y	30" x 30"	145.00	27
ATP3636-BL/Y	36" x 36"	220.00	36
ATP30-BL/Y	30" R	162.50	23
ATP36-BL/Y	36" R	277.50	30

** Thickness: 2" composite vinyl drop edge indoor tops - 1 year limited warranty

** Double side laminated light blue wood grain / yangon color planks finish

** 3/4" mounting screws included if order with ATS Table bases

** No screw included if order table tops only

** See packing and handling fee page for pallet fee schedule info


Reversible Table Tops

Quickship

Ship in 5 business days



B/DM - Black & Dark Mahogany



GY/BN - Grey & Brown

Size	Model #	List \$	lbs
24" X 30"	ADL2430 (-B/DM, -GY/BN)	84.19	19
30" X 30"	ADL3030 (-B/DM, -GY/BN)	90.45	23
30" X 45"	ADL3045 (-B/DM, -GY/BN)	149.25	34
30" X 48"	ADL3048 (-B/DM, -GY/BN)	149.25	37
30" X 60"	ADL3060 (-B/DM, -GY/BN)	206.64	47
30" X 66"	ADL3066 (-GY/BN)	226.12	56
30" X 72"	ADL3072 (-B/DM, -GY/BN)	240.03	57
36" X 36"	ADL3636 (-B/DM, -GY/BN)	179.86	34
24" R	ADL24 (-B/DM, -GY/BN)	76.53	12
30" R	ADL30 (-B/DM, -GY/BN)	88.02	19
36" R	ADL36 (-B/DM, -GY/BN)	165.00	27
42" R	ADL42 (-B/DM, -GY/BN)	215.25	37
48" R	ADL48 (-B/DM, -GY/BN)	260.50	48

** 1" thickness - melamine surface

** 3/4" mounting screws included if order with ATS Table bases

** No screw included if order table tops only

** See packing and handling fee page for pallet fee schedule info

Self Edge Laminated Table Tops

Quickship

Ship in 5 business days



Size	Model #	List \$	lbs
24" X 30"	ATE2430-GY	100.19	24
30" X 30"	ATE3030-GY	122.10	29
30" X 45"	ATE3045-GY	172.20	46
30" X 48"	ATE3048-GY	184.72	50
30" X 60"	ATE3060-GY	234.82	55
30" X 66"	ATE3066-GY	247.34	62
30" X 72"	ATE3072-GY	266.12	65
36" X 36"	ATE3636-GY	172.20	45
24" R	ATE24-GY	100.19	22
30" R	ATE30-GY	134.63	26
36" R	ATE36-GY	153.41	37
42" R	ATE42-GY	278.65	49
48" R	ATE48-GY	297.43	60

** 2 inch thickness & laminate surface

** 3/4" mounting screws included if order with ATS Table bases


** No screw included if order table tops only

** See packing and handling fee page for pallet fee schedule info

Resin Table Tops

Quickship

Ship in 5 business days



M - Mahogany



C/M - Cherry / Mahogany



VTW - Vintage Walnut



W - Walnut



Y/G - Yellow Green



WH - White Marble



PW - Pure White

Standard Corners are eased edges as shown. Customization are not available.

Size	Model#	List \$	lbs
24" x 30"	ATR2430 (-M, -C/M, -VTW, -W, -Y/G, -PW)	114.80	30
30" X 30"	ATR3030 (-M, -C/M, -VTW, -W, -Y/G, -WH, -PW)	176.02	37
30" X 45"	ATR3045 (-M, -C/M, -VTW, -W, -Y/G, -WH, -PW)	260.21	53
30" X 48"	ATR3048 (-M, -C/M, -VTW, -W, -Y/G, -PW)	298.48	59
30" X 60"	ATR3060 (-M, -C/M, -VTW, -W, -Y/G, -WH, -PW)	375.01	74
30" X 66"	ATR3066 (-Y/G, -WH)	413.28	78
30" X 72"	ATR3072 (-M, -C/M, -VTW, -W, -Y/G, -WH, -PW)	413.28	82
36" X 36"	ATR3636 (-M, -C/M, -VTW, -W, -Y/G, -WH, -PW)	252.56	51
24" R	ATR24 (-M, -C/M, -VTW, -W, -Y/G, -PW)	110.97	17
30" R	ATR30 (-M, -C/M, -VTW, -W, -Y/G, -PW)	176.02	28
36" R	ATR36 (-M, -C/M, -VTW, -W, -Y/G, -PW)	257.15	33
48" R	ATR48 (-M, -C/M, -W)	436.24	76

** 2 inch thickness & resin Surface


** 3/4" mounting screws included if order with ATS Table bases

** No screw included if order table tops only

** See packing and handling fee page for pallet fee schedule info


High Chairs / Hostess Stations / Trash Receptacles

High Chairs





	Frame Finish	Model #	List \$	lbs
 <div style="display: flex; justify-content: space-around; width: 100%;"> N W DM </div>	-DM -N -W	HCW	149.24	14

Finish Codes: **DM**-Dark Mahogany **N**-Natural **W**-Walnut

Hostess Stations

	Model #	Type	List \$	lbs
 <div style="display: flex; justify-content: space-around; width: 100%;"> WS1-BLK WS1-GRY </div>	WS1-BLK	Melamine Waitress Station, Black	1113.55	105
	WS1-GRY	Melamine Waitress Station, Grey	1113.55	105

Trash Receptacles (with Liner)

	Model #	Type	List \$	lbs
 TR1-BLK	TR1-BLK	Melamine Trash Receptacle, Black	1113.55	105
 TR1-GRY	TR1-GRY	Melamine Trash Receptacle, Grey	1113.55	105
	TR-LINER	Trash Receptacle Liner	352.05	2
 TR2	TR2	Laminated Single Trash Receptacle (Non-QUICKSHIP)	1961.49	120
 TR3	TR3	Laminated Double Trash Receptacle (Non-QUICKSHIP)	3402.84	181

• ATS Trash Receptacles are built of a strong reinforced particle board core to withstand years of use. It includes a 32 gallon liner.

• TR1-BLK, Black Color w/ White "THANK YOU" Only, no custom color available. Built with Black Top Rails.

• TR1-GRY, Grey Color w/ Black "THANK YOU" Only, no custom color available.

• For TR2 and TR3:

(1) Standard text color is white or black in vinyl stickers - No custom colors.

(2) Customer needs to specify the finish for wood rails on TR2 and TR3. Pricing is based on standard Wilsonart laminates.

(3) Standard text is "THANK YOU" in vinyl stickers; for custom text in vinyl stickers, additional charge is \$75 (list) per door.

(4) For premium laminate, please contact our customer service for price and lead time

**** See packing and handling fee page for pallet fee schedule info**

ATS MFG

TABLE BASES

3-PC Indoor & Outdoor Table Base Kits

Limited Life Time
Warranty
for All Table Bases



T0522
T0522-BAR



T2222, T2222-BAR
T2230, T2230-BAR
T3030, T3030-BAR
T3636, T3636-BAR



TR18, TR18-BAR
TR22, TR22-BAR
TR30, TR30-BAR



With Foot Ring

Model #	Description	List \$	lbs
3-PC Easy Assembly Indoor & Outdoor Table Base Kits			
T0522	5" x 22" with 3" Dia. Column	80.01	14
T2222	22" x 22" with 3" Dia. Column	99.97	14
T2230	22" x 30" with 3" Dia. Column	109.98	19
T3030	30" x 30" with 3" Dia. Column	118.75	19
T3636	36" x 36" with 4" Dia. Column	174.98	32
TR18	18" R with 3" Dia. Column	160.02	23
TR22	22" R with 4" Dia. Column	223.34	45
TR30	30" R with 4" Dia. Column	294.65	57
Bar Height 3-PC Easy Assembly Indoor & Outdoor Table Base Kits			
T0522-BAR	5" x 22" with 3" Bar Height Column	117.93	17
T2222-BAR	22" x 22" with 3" Bar Height Column	126.28	17
T2230-BAR	22" x 30" with 3" Bar Height Column	139.15	22
T3030-BAR	30" x 30" with 3" Bar Height Column	156.25	22
T3636-BAR	36" x 36" with 4" Bar Height Column	210.46	37
TR18-BAR	18" R. with 3" Bar Height Column	223.34	26
TR22-BAR	22" R. with 4" Bar Height Column	294.65	49
TR30-BAR	30" R. with 4" Bar Height Column	357.62	61
Add-on Accessory			
TF-3R	Indoor Table Base Foot Ring (3" Diameter)	99.49	7
TF-4R	Indoor Table Base Foot Ring (4" Diameter)	110.97	9

Recommended 3-PC Base Size By Table Top Size

Top Size	Recom. Base	Top Size	Recom. Base	Top Size	Recom. Base	Top Size	Recom. Base
24" Round	T2222 or TR18	30" Round	T2222 or TR22	36" Round	T3030 or TR22	42" Round	T3636 or TR30
24" x 24"		30" x 30"		36" x 36"		42" x 42"	
24" x 30"	T2230	30" x 42"	T2230 or TR22	36" x 48"	T0522 (2) or TR22	48" Round	
24" x 42"	T0522 (2) or T2230	30" x 45"					
24" x 48"		30" x 48"	T0522 (2) or T2230	30" x 60"	T2222 (2) or T2230 (2)		
24" x 60"	T0522 (2)			30" x 72"			

**Limited life time warranty for all table bases. Please contact us for more info

**Standard Base Height: 28 1/2", Bar Height: 40 1/4"

**See packing and handling fee page for pallet fee schedule info

2-PC Indoor & Outdoor Table Base Kits

Limited Life Time
Warranty
for All Table Bases



T0522M
T0522M-BAR



T2222M, T2222M-BAR
T2230M, T2230M-BAR
T3030M, T3030M-BAR
T3636M, T3636M-BAR



TR18M, TR18M-BAR
TR22M, TR22M-BAR
TR30M, TR30M-BAR



With Foot Ring

Model #	Description	List \$	lbs
2-PC Easy Assembly Indoor & Outdoor Table Base Kits			
T0522M	5" x 22" with 3" Dia. Column	100.88	14
T2222M	22" x 22" with 3" Dia. Column	105.75	14
T2230M	22" x 30" with 3" Dia. Column	117.48	19
T3030M	30" x 30" with 3" Dia. Column	124.98	19
T3636M	36" x 36" with 4" Dia. Column	199.98	32
TR18M	18" R with 3" Dia. Column	187.85	23
TR22M	22" R with 4" Dia. Column	268.01	45
TR30M	30" R with 4" Dia. Column	353.58	57
Bar Height 2-PC Easy Assembly Indoor & Outdoor Table Base Kits			
T0522M-BAR	5" x 22" with 3" Bar Height Column	141.52	17
T2222M-BAR	22" x 22" with 3" Bar Height Column	151.54	17
T2230M-BAR	22" x 30" with 3" Bar Height Column	166.98	22
T3030M-BAR	30" x 30" with 3" Bar Height Column	187.50	22
T3636M-BAR	36" x 36" with 4" Bar Height Column	252.55	37
TR18M-BAR	18" R. with 3" Bar Height Column	268.01	26
TR22M-BAR	22" R. with 4" Bar Height Column	353.58	49
TR30M-BAR	30" R. with 4" Bar Height Column	429.14	61
Add-on Accessory			
TF-3R	Indoor Table Base Foot Ring (3" Diameter)	99.49	7
TF-4R	Indoor Table Base Foot Ring (4" Diameter)	110.97	9

Recommended 2-PC Base Size By Table Top Size

Top Size	Recom. Base	Top Size	Recom. Base	Top Size	Recom. Base	Top Size	Recom. Base
24" Round	T2222M or TR18M	30" Round	T2222M or TR22M	36" Round	T3030M or TR22M	42" Round	T3636M or TR30M
24" x 24"		30" x 30"		36" x 36"		42" x 42"	
24" x 30"	T2230M	30" x 42"	T2230M or TR22M	36" x 48"	T0522M (2) or TR22M	48" Round	
24" x 42"	T0522M (2) or T2230M	30" x 45"					
24" x 48"		T0522M (2) or T2230M	30" x 48"	T0522M (2) or T2230M	30" x 60"	T2222M (2) or T2230M (2)	
24" x 60"	T0522M (2)				30" x 72"		

**Limited life time warranty for all table bases. Please contact us for more info

**Standard Base Height: 28 1/2", Bar Height: 40 1/4"

**See packing and handling fee page for pallet fee schedule info

Table Base Parts

2-PC / 3-PC Table Base Parts

Limited Life Time
Warranty
for All Table Bases



T-PLSTD

T-CL21
T-CL29
T-CL47



TC2503M
TC2504M
TC3703M-BAR
TC3704M-BAR



TC2503
TC2504
TC3703-BAR
TC3704-BAR



T0522-BB



T1315



T2222-BB, T2230-BB
T3030-BB, T3636-BB



TR18-BP, TR22-BP
TR30-BP, TR34-BP

Base & Column Prices

Model #	Use Dia Size	List \$	lbs
Bottom Base Only for 2-PC / 3-PC Table Bases Kit			
T0522-BB	3" Diameter	54.73	6
T2222-BB	3" Diameter	63.14	9
T2230-BB	3" Diameter	79.98	11
T3030-BB	3" Diameter	84.18	12
T3636-BB	4" Diameter	125.63	15
TR18-BP	3" Diameter	113.65	16
TR22-BP	4" Diameter	151.53	28
TR30-BP	4" Diameter	250.00	44
2-PC Columns (Welded Spider Column, Bolt Set)			
TC2503M	3" Diameter	74.09	7
TC2504M	4" Diameter	92.60	10
TC3703M-BAR	3" Diameter	106.49	9
TC3704M-BAR	4" Diameter	120.38	14
3-PC Table Base Columns (Column, Bolt Set)			
TC2503	3" Diameter	67.35	5
TC2504	4" Diameter	84.18	8
TC3703-BAR	3" Diameter	96.81	7
TC3704-BAR	4" Diameter	109.44	12
Spider for 3-PC Table Base			
TC1315	3" & 4" Diameter	25.64	2.8

Case Pricing

Model #	Qty/Case	List \$	lbs
Bottom Base Only for 2-PC / 3-PC Table Bases			
T0522-BB-CASE	10	519.94	63
T2222-BB-CASE	5	299.92	47
T2230-BB-CASE	5	379.91	57
T3030-BB-CASE	5	399.86	62
T3636-BB-CASE	2	238.70	77
TR18-BP-CASE	5	539.84	83
TR22-BP-CASE	2	287.91	58
2-PC Columns (Welded Spider Column, Bolt Set)			
TC2503M-CASE	8	563.08	59
TC2504M-CASE	6	527.82	63
TC3703M-BAR-CASE	8	809.32	75
TC3704M-BAR-CASE	6	686.17	87
3-PC Table Base Columns (Column, Bolt Set)			
TC2503-CASE	10	639.83	53
TC2504-CASE	8	639.77	67
TC3703-BAR-CASE	10	919.70	73
TC3704-BAR-CASE	4	415.87	50
Spider for 3-PC Table Base			
T1315-CASE	10	243.58	30

** See packing and handling fee page for pallet fee schedule info



Table Levelers

Model #	List \$	lbs
GLIDE-AUTO (Hydraulic)	30 (Pack of 4)	0.5
GLIDE-TBB (Adjustable)	3.00 (per EA)	0.02

** See packing and handling fee page for pallet fee schedule info

Cantilever Table Bases

Model #	List \$	lbs
T-CL21	137.76	10
T-CL29	164.54	11
T-CL47	198.98	13
T-PLSTD	57.40	5

ATS MFG

BOOTHS

Upholstered Booths

Plain Back



AS-42



AD-42

*Featured Vinyl Color:

Back: Jade IND-8620; Seat: Gunmetal IND-8619

Model #	36" High	-GR4 / -COM \$	-GR5 \$	-GR6 \$	lbs
AS-36	Single	790.89	832.18	873.47	82
AD-36	Double	1318.14	1378.50	1451.55	112
AS-36-D	Deuce Single	740.07	775.01	816.30	52
AD-36-D	Deuce Double	1219.68	1280.03	1343.55	68
AS-36-12	1/2 Circle	3265.19	3427.17	3598.69	280
AS-36-34	3/4 Circle	4573.80	4802.49	5040.71	450
AS-36-W	Wall Bench (per Linear Foot)	209.64	219.16	228.69	27
Model #	42" High	-GR4 / -COM \$	-GR5 \$	-GR6 \$	lbs
AS-42	Single	911.58	956.05	1003.70	90
AD-42	Double	1499.19	1581.78	1677.53	125
AS-42-D	Deuce Single	851.24	892.53	936.99	65
AD-42-D	Deuce Double	1400.73	1470.60	1546.83	85
AS-42-12	1/2 Circle	3754.33	3941.73	4138.65	315
AS-42-34	3/4 Circle	5259.87	5520.33	5796.66	460
AS-42-W	Wall Bench (per Linear Foot)	238.22	250.92	263.63	31
Model #	48" High	-GR4 / -COM \$	-GR5 \$	-GR6 \$	lbs
AS-48	Single	1048.17	1098.99	1516.16	100
AD-48	Double	1772.35	1861.26	1943.87	150
AS-48-D	Deuce Single	978.29	1025.93	1079.93	75
AD-48-D	Deuce Double	1610.36	1692.94	1775.52	95
AS-48-12	1/2 Circle	4316.52	4532.51	4761.20	325
AS-48-34	3/4 Circle	6047.58	6349.32	6666.95	485
AS-48-W	Wall Bench (per Linear Foot)	276.33	289.04	304.92	35

- ATS Plain Back Booths have a smooth upholstered foam back.
- Matching upholstered outside back is standard on single booths and returns on circle booths
- Head roll up charge see page 37
- Wall bench outside back is unfinished. 10% upcharge for finished outside back
- 8' maximum length for wall bench per section
- Pallet info: 2 singles or 1 double per pallet. **See packing and handling fee page for pallet fee schedule info**

Upholstered Booths

3 Channel Back



AS-423



AD-423

*Featured with optional DM Top and End Cap

*Vinyl color:

Back: Bone WHI-2117; Seat: Merlot WHI-2127

Model #	36" High	-GR4 / -COM \$	-GR5 \$	-GR6 \$	lbs
AS-363	Single	819.48	860.76	902.06	82
AD-363	Double	1349.91	1419.78	1489.66	112
AS-363-D	Deuce Single	765.48	803.59	844.89	52
AD-363-D	Deuce Double	1264.15	1327.68	1394.37	68
AS-363-12	1/2 Circle	3398.59	3570.11	3747.98	280
AS-363-34	3/4 Circle	4754.85	4993.07	5243.99	450
AS-363-W	Wall Bench (per Linear Foot)	215.99	228.69	238.22	27
Model #	42" High	-GR4 / COM \$	-GR5 \$	-GR6 \$	lbs
AS-423	Single	940.17	987.81	1038.63	90
AD-423	Double	1553.19	1632.60	1712.00	125
AS-423-D	Deuce Single	879.82	924.29	971.94	65
AD-423-D	Deuce Double	1454.73	1527.78	1604.01	85
AS-423-12	1/2 Circle	3909.96	4103.72	4310.17	315
AS-423-34	3/4 Circle	5469.51	5742.66	6028.53	460
AS-423-W	Wall Bench (per Linear Foot)	250.92	263.63	276.33	31
Model #	48" High	-GR4 / -COM \$	-GR5 \$	-GR6 \$	lbs
AS-483	Single	1083.10	1137.10	1194.27	100
AD-483	Double	1785.06	1877.16	1969.28	150
AS-483-D	Deuce Single	1013.22	1064.04	1118.04	75
AD-483-D	Deuce Double	1670.71	1756.47	1842.23	95
AS-483-12	1/2 Circle	4494.39	4719.91	4954.95	325
AS-483-34	3/4 Circle	6288.98	6603.42	6933.75	485
AS-483-W	Wall Bench (per Linear Foot)	285.87	301.74	317.63	35

- ATS 3-Channel Booths, include 3 deep vertical channels per booth
- Channels are an average of 14.7" on a standard booth. Inside back may include alternating colors at no additional charge
- Head roll up charge see page 37
- Matching upholstered outside back is standard on single booths and returns on circle booths
- Wall bench outside back is unfinished. 10% upcharge for finished outside back
- 8' maximum length for wall bench per section
- Pallet info: 2 singles or 1 double per pallet. **See packing and handling fee page for pallet fee schedule info.**

Upholstered Booths

6 Channel Back



AS-426



AD-426

*Featured with optional Head Roll in Chocolate IND-8607

*Vinyl color:

Back: Sagebrush 1047422; Seat: Chocolate IND-8607

Model #	36" High	-GR4 / -COM \$	-GR5 \$	-GR6 \$	lbs
AS-366	Single	905.23	949.70	977.35	82
AD-366	Double	1537.31	1613.54	1692.94	112
AS-366-D	Deuce Single	844.89	886.17	930.64	52
AD-366-D	Deuce Double	1432.49	1505.55	1581.78	68
AS-366-12	1/2 Circle	3738.45	3925.85	4122.78	280
AS-366-34	3/4 Circle	5234.46	5498.09	5711.25	450
AS-366-W	Wall Bench (per Linear Foot)	241.40	250.92	263.63	27
Model #	42" High	-GR4 / -COM \$	-GR5 \$	-GR6 \$	lbs
AS-426	Single	1041.81	1092.63	1146.63	90
AD-426	Double	1766.00	1854.93	1947.04	125
AS-426-D	Deuce Single	971.94	1019.58	1070.40	65
AD-426-D	Deuce Double	1648.47	1731.06	1816.82	85
AS-426-12	1/2 Circle	4300.65	4516.63	4742.14	315
AS-426-34	3/4 Circle	6022.17	6320.74	6638.37	460
AS-426-W	Wall Bench (per Linear Foot)	276.33	289.04	304.92	31
Model #	48" High	-GR4 / -COM \$	-GR5 \$	-GR6 \$	lbs
AS-486	Single	1197.45	1257.80	1321.32	100
AD-486	Double	2029.62	2131.26	2239.26	150
AS-486-D	Deuce Single	1118.04	1175.22	1232.39	75
AD-486-D	Deuce Double	1896.22	1991.51	2089.98	95
AS-486-12	1/2 Circle	4945.42	5193.17	5453.62	325
AS-486-34	3/4 Circle	6924.23	7270.44	7632.53	485
AS-486-W	Wall Bench (per Linear Foot)	317.63	333.51	349.39	35

- ATS 6-Channel Booths, include 6 deep vertical channels per booth
- Channels are an average of 7.3" on a standard booth. Inside back may include alternating colors at no additional charge
- Head roll up charge see page 37
- Matching upholstered outside back is standard on single booths and returns on circle booths.
- Wall bench outside back is unfinished. 10% upcharge for finished outside back
- 8' maximum length for wall bench per section
- Pallet info: 2 singles or 1 double per pallet. **See packing and handling fee page for pallet fee schedule info**

Upholstered Booths

12 Channel Back



AS-4212



AD-4212

*Featured Vinyl color:
Back and Seat: Water BAL-0007

Model #	36" High	-GR4 / -COM \$	-GR5 \$	-GR6 \$	lbs
AS-3612	Single	1038.63	1089.45	1143.45	82
AD-3612	Double	1686.59	1772.35	1858.11	112
AS-3612-D	Deuce Single	927.47	975.11	1022.76	52
AD-3612-D	Deuce Double	1578.60	1654.83	1737.41	68
AS-3612-12	1/2 Circle	4110.07	4313.35	4529.34	280
AS-3612-34	3/4 Circle	5752.19	6038.05	6339.80	450
AS-3612-W	Wall Bench (per Linear Foot)	263.63	276.33	289.04	27
Model #	42" High	-GR4 / -COM \$	-GR5 \$	-GR6 \$	lbs
AS-4212	Single	1194.27	1251.45	1314.97	90
AD-4212	Double	1940.69	2035.98	2137.62	125
AS-4212-D	Deuce Single	1067.22	1121.22	1178.39	65
AD-4212-D	Deuce Double	1813.64	1905.75	2001.04	85
AS-4212-12	1/2 Circle	4726.26	4961.31	5209.05	315
AS-4212-34	3/4 Circle	6612.96	6946.46	7292.67	460
AS-4212-W	Wall Bench (per Linear Foot)	301.74	317.63	333.51	31
Model #	48" High	-GR4 / -COM \$	-GR5 \$	-GR6 \$	lbs
AS-4812	Single	1372.14	1442.02	1511.90	100
AD-4812	Double	2229.73	2340.90	2458.42	150
AS-4812-D	Deuce Single	1226.04	1289.56	1353.09	75
AD-4812-D	Deuce Double	2086.80	2191.62	2299.61	95
AS-4812-12	1/2 Circle	5434.56	5704.55	5990.41	325
AS-4812-34	3/4 Circle	7607.12	7988.27	8385.30	485
AS-4812-W	Wall Bench (per Linear Foot)	346.21	365.27	384.33	35

- ATS 12-Channel Booths, include 12 deep vertical channels per booth
- Channels are an average of 3.7" on a standard booth. Inside back may include alternating colors at no additional charge
- Head roll up charge see page 37
- Matching upholstered outside back is standard on single booths and returns on circle booths
- Wall bench outside sack is unfinished. 10% upcharge for finished outside back
- 8' maximum length for wall bench per section
- Pallet info: 2 singles or 1 double per pallet. **See packing and handling fee page for pallet fee schedule info**

Upholstered Booths

V-Shape Back



AS-42VN



AD-42VN

*Featured Vinyl color:

Back: Rosetan IND-8633; Seat: Coffee Cream IND-8414

Model #	36" High	-GR4 / -COM \$	-GR5 \$	-GR6 \$	lbs
AS-36VN	Single	924.29	971.94	1019.58	82
AD-36VN	Double	1635.77	1718.35	1804.11	112
AS-36VN-D	Deuce Single	860.76	902.06	949.70	52
AD-36VN-D	Deuce Double	1527.78	1604.01	1683.42	68
AS-36VN-12	1/2 Circle	3792.00	3983.02	4179.95	280
AS-36VN-34	3/4 Circle	5307.51	5574.32	5853.83	450
AS-36VN-W	Wall Bench (per Linear Foot)	254.10	266.81	279.51	27
Model #	42" High	-GR4 / -COM \$	-GR5 \$	-GR6 \$	lbs
AS-42VN	Single	1064.04	1114.86	1172.04	90
AD-42VN	Double	1883.52	1975.63	2077.27	125
AS-42VN-D	Deuce Single	987.81	1038.63	1089.45	65
AD-42VN-D	Deuce Double	1756.47	1842.23	1934.34	85
AS-42VN-12	1/2 Circle	4370.52	4637.33	4897.78	315
AS-42VN-34	3/4 Circle	6120.63	6489.08	6857.52	460
AS-42VN-W	Wall Bench (per Linear Foot)	292.22	304.92	320.80	31
Model #	48" High	-GR4 / -COM \$	-GR5 \$	-GR6 \$	lbs
AS-48VN	Single	1222.86	1283.21	1346.73	100
AD-48VN	Double	2166.21	2274.20	2388.54	150
AS-48VN-D	Deuce Single	1137.10	1194.27	1254.62	75
AD-48VN-D	Deuce Double	2020.10	2118.56	2226.55	95
AS-48VN-12	1/2 Circle	5028.00	5291.64	5555.26	325
AS-48VN-34	3/4 Circle	7041.75	7410.19	7778.64	485
AS-48VN-W	Wall Bench (per Linear Foot)	336.69	352.56	368.45	35

- ATS V-Back Booths, include a stitched "V" in the inside back per booth.
- Inside back may include alternating colors at no additional charge.
- Head roll up charge see page 37
- Matching upholstered outside back is standard on single booths and returns on circle booths
- Wall bench outside back is unfinished. 10% upcharge for finished outside back
- 8' maximum length for wall bench per section
- Pallet info: 2 singles or 1 double per pallet. **See packing and handling fee page for pallet fee schedule info**

Wood Booths

Bead Board Back-Standard Seat



AS42-WBB-SS



AD42-WBB-SS

Back : Cherry finished wood

Model #	36" High	-GR4 / -COM \$	-GR5 \$	-GR6 \$	lbs
AS-36WBB-SS	Single	1600.83	1648.47	1696.12	123
AD-36WBB-SS	Double	2718.87	2798.28	2871.33	170
AS-36WBB-SSD	Deuce Single	1496.01	1537.31	1548.95	78
AD-36WBB-SSD	Deuce Double	2537.82	2610.88	2683.93	103
AS-36WBB-SSW	Wall Bench (per Linear Foot)	431.97	441.50	451.03	40
Model #	42" High	-GR4 / -COM \$	-GR5 \$	-GR6 \$	lbs
AS-42WBB-SS	Single	1845.40	1873.99	1950.22	127
AD-42WBB-SS	Double	3125.43	3208.02	3287.42	179
AS-42WBB-SSD	Deuce Single	1718.35	1769.17	1823.17	84
AD-42WBB-SSD	Deuce Double	2925.33	2992.03	3068.26	109
AS-42WBB-SSW	Wall Bench (per Linear Foot)	495.50	511.38	527.26	42
Model #	48" High	-GR4 / -COM \$	-GR5 \$	-GR6 \$	lbs
AS-48WBB-SS	Single	2112.21	2172.56	2226.55	149
AD-48WBB-SS	Double	3595.52	3668.57	3751.15	228
AS-48WBB-SSD	Deuce Single	1981.98	2029.62	2083.62	112
AD-48WBB-SSD	Deuce Double	3360.47	3430.35	3506.58	129
AS-48WBB-SSW	Wall Bench (per Linear Foot)	568.55	584.43	600.31	45

- ATS Standard Seat, Bead Board Back Booths are wood booths which features a bead board inside back, with a Standard Sinuous Spring Seat
- Finished wood outside back is standard on single booths
- Wall bench outside back is unfinished. 10% upcharge for finished outside back
- 8' maximum length for wall bench per section
- Pallet info: 2 singles or 1 double per pallet. **See packing and handling fee page for pallet fee schedule info**

Wood Booths

Bead Board Back-Platform Seat



AS42-WBB-PS



AD42-WBB-PS

*Featured Vinyl Color:
Back and Seat : *SABLE PAT-8610 with Natural finished wood*

Model #	36" High	-GR4 / -COM \$	-GR5 \$	-GR6 \$	lbs
AS-36WBB-PS	Single	1565.89	1613.54	1654.83	123
AD-36WBB-PS	Double	2655.35	2734.75	2807.81	170
AS-36WBB-PSD	Deuce Single	1457.90	1505.55	1550.01	78
AD-36WBB-PSD	Deuce Double	2480.65	2553.71	2626.76	103
AS-36WBB-PS-W	Wall Bench (per Linear Foot)	451.03	460.56	473.26	40
Model #	42" High	-GR4 / -COM \$	-GR5 \$	-GR6 \$	lbs
AS-42WBB-PS	Single	1800.93	1854.93	1912.11	127
AD-42WBB-PS	Double	3052.38	3125.43	3214.37	179
AS-42WBB-PSD	Deuce Single	1677.06	1731.06	1785.06	84
AD-42WBB-PSD	Deuce Double	2852.28	2925.33	2998.38	109
AS-42WBB-PS-W	Wall Bench (per Linear Foot)	517.73	536.79	552.67	42
Model #	48" High	-GR4 / -COM \$	-GR5 \$	-GR6 \$	lbs
AS-48WBB-PS	Single	2067.74	2121.74	2175.73	149
AD-48WBB-PS	Double	3512.94	3589.17	3668.57	228
AS-48WBB-PSD	Deuce Single	1931.16	1981.98	2035.98	112
AD-48WBB-PSD	Deuce Double	3281.07	3350.94	3424.00	129
AS-48WBB-PS-W	Wall Bench (per Linear Foot)	593.96	609.84	625.72	45

- ATS Platform Seat, Bead Board Back Booths are wood booths featuring a bead board inside back, with a padded platform seat
- Finished wood outside back is standard on single booths
- Wall Bench outside back is unfinished. 10% up charge for finished outside back
- 8' maximum length for wall bench per section
- Pallet info: 2 singles or 1 double per pallet. **See packing and handling fee page for pallet fee schedule info**

Booth Options

Vinyl Booth Options (30" & 46" Standard Booths)

Upholstery Head Roll Option		
Model #	Description	List \$
HROLL-46-S	46" Single Booth Head Roll	180.00
HROLL-46-D	46" Double Booth Head Roll	350.00
HROLL-30-S	30" Deuce Single Head Roll	130.00
HROLL-30-D	30" Deuce Double Head Roll	260.00
HROLL-1/2	1/2 Circle Booth Head Roll	650.00
HROLL-3/4	3/4 Circle Booth Head Roll	900.00
HROLL-WALL	Wall Bench Head Roll	45/FT

Upholstery Crumb Strip Option		
Model #	Description	List \$
CRUMB-46-S	46" Single Booth Crumb Strip	90.00
CRUMB-46-D	46" Double Booth Crumb Strip	175.00
CRUMB-30-S	30" Deuce Single Crumb Strip	90.00
CRUMB-30-D	30" Deuce Double Crumb Strip	180.00
CRUMB-WALL	Wall Bench Crumb Strip	35/FT

Top Cap Option (Wood)		
Model #	Description	List \$
CAPT-WD-46-S	46" Single Booth Top Cap	90
CAPT-WD-46-D	46" Double Booth Top Cap	175
CAPT-WD-30-S	30" Deuce Single Top Cap	90
CAPT-WD-30-D	30" Deuce Double Top Cap	180
CAPT-WD-1/2	1/2 Circle Booth Top Cap	400
CAPT-WD-3/4	3/4 Circle Booth Top Cap	600
CAPT-WD-WALL	Wall Bench Top Cap	25/FT

End Cap Option (Wood)		
Model #	Description	List \$
CAPE-WD-46-S	46" Single Booth End Cap	100
CAPE-WD-46-D	46" Double Booth End Cap	200
CAPE-WD-30-S	30" Deuce Single End Cap	100
CAPE-WD-30-D	30" Deuce Double End Cap	200
CAPE-WD-1/2	1/2 Circle Booth End Cap	100
CAPE-WD-3/4	3/4 Circle Booth End Cap	100
CAPE-WD-WALL	Wall Bench End Cap	200

Upcharge for Custom Length Booth & Options

(Based on 46" Standard Length Single / Double Booth and Options)

Model #	Description	Upcharge %	Upcharge % Apply To
UPCHA48	47" to 48" Length Booth	20%	Booth and Options
UPCHA60	49" to 60" Length Booth	50%	Booth and Options
UPCHA70	61" to 72" Length Booth	70%	Booth and Options
UPCHA100	73" & Above Length Booth	100%	Booth and Options

Waiting Bench

46" Standard Length



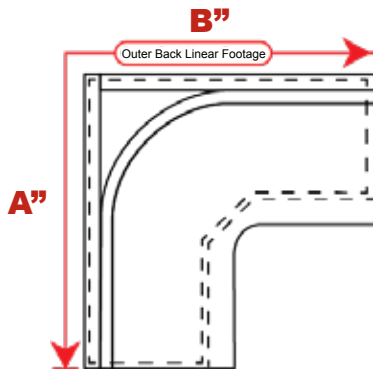
Model #	Type	GR4 / COM \$	GR5 \$	GR6 \$	Weight (lb/ft.)
A-WB	Upholstered	123.87	152.46	177.87	20/ft.

* ATS Waiting / Lobby Benches are sold by the foot.

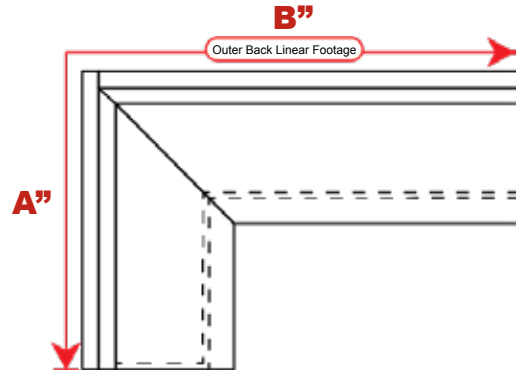
* See packing and handling fee page for pallet fee schedule info

L-Shape Booth with Custom Length

List Price Per Linear Foot of Outer Back



Upholstery Booth : 36''H, 42''H, 48''H



Wood Booth : 36''H, 42''H, 48''H

Total Linear Feet = (A + B) / 12

Linear Feet Requirement: Please round the decimal to the next linear foot. i.e. 5.1 FT round to 6 FT or 7.002 FT Round to 8 FT

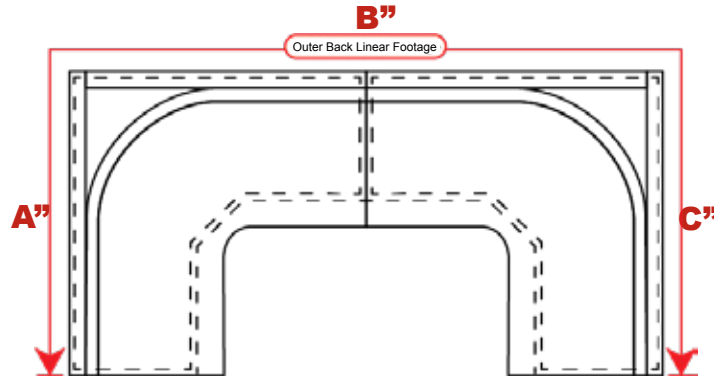
Model #	36" Height	-GR4 / -COM \$/FT	-GR5 \$/FT	-GR6 \$/FT
AS-36-LS-SPECIAL	L-Shape Plain Back Custom Length	259	270	283
AS-363-LS-SPECIAL	L-Shape 3-Channel Back Custom Length	268	281	295
AS-366-LS-SPECIAL	L-Shape 6-Channel Back Custom Length	294	308	325
AS-3612-LS-SPECIAL	L-Shape 12-Channel Back Custom Length	324	339	357
AS-36VN-LS-SPECIAL	L-Shape V-Shape Back Custom Length	299	314	329
Model #	42" Height	-GR4 / -COM \$/FT	-GR5 \$/FT	-GR6 \$/FT
AS-42-LS-SPECIAL	L-Shape Plain Back Custom Length	295	311	326
AS-423-LS-SPECIAL	L-Shape 3-Channel Back Custom Length	307	323	339
AS-426-LS-SPECIAL	L-Shape 6-Channel Back Custom Length	338	356	373
AS-4212-LS-SPECIAL	L-Shape 12-Channel Back Custom Length	372	390	410
AS-42VN-LS-SPECIAL	L-Shape V-Shape Back Custom Length	344	365	385
Model #	48" Height	-GR4 / -COM \$/FT	-GR5 \$/FT	-GR6 \$/FT
AS-48-LS-SPECIAL	L-Shape Plain Back Custom Length	340	357	374
AS-483-LS-SPECIAL	L-Shape 3-Channel Back Custom Length	354	371	390
AS-486-LS-SPECIAL	L-Shape 6-Channel Back Custom Length	389	409	429
AS-4812-LS-SPECIAL	L-Shape 12-Channel Back Custom Length	427	448	471
AS-48VN-LS-SPECIAL	L-Shape V-Shape Back Custom Length	395	416	437

* Finished outside back add 10% upcharge

* See packing and handling fee page for pallet fee schedule info

1/2 Circle Booth with Custom Length

List Price Per Linear Foot of Outer Back



Upholstery Booth : 36”H, 42”H, 48”H

Total Linear Feet = (A + B + C) / 12

Linear Feet Requirement: Please round the decimal to the next linear foot. i.e. 5.1 FT round to 6 FT or 7.002 FT Round to 8 FT

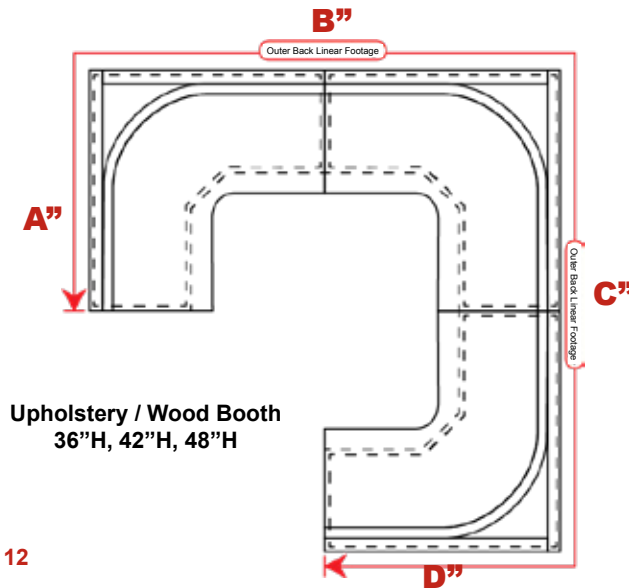
Model #	36” Height	-GR4 / -COM \$/FT	-GR5 \$/FT	-GR6 \$/FT
AS-36-12-SPECIAL	1/2 Circle Plain Back Custom Length	259	270	283
AS-363-12-SPECIAL	1/2 Circle 3-Channel Back Custom Length	268	281	295
AS-366-12-SPECIAL	1/2 Circle 6-Channel Back Custom Length	294	308	325
AS-3612-12-SPECIAL	1/2 Circle 12-Channel Back Custom Length	324	339	357
AS-36VN-12-SPECIAL	1/2 Circle V-Shape Back Custom Length	299	314	329
Model #	42” Height	-GR4 / -COM \$/FT	-GR5 \$/FT	-GR6 \$/FT
AS-42-12-SPECIAL	1/2 Circle Plain Back Custom Length	295	311	326
AS-423-12-SPECIAL	1/2 Circle 3-Channel Back Custom Length	307	323	339
AS-426-12-SPECIAL	1/2 Circle 6-Channel Back Custom Length	338	356	373
AS-4212-12-SPECIAL	1/2 Circle 12-Channel Back Custom Length	372	390	410
AS-42VN-12-SPECIAL	1/2 Circle V-Shape Back Custom Length	344	365	385
Model #	48” Height	-GR4 / -COM \$/FT	-GR5 \$/FT	-GR6 \$/FT
AS-48-12-SPECIAL	1/2 Circle Plain Back Custom Length	340	357	374
AS-483-12-SPECIAL	1/2 Circle 3-Channel Back Custom Length	354	371	390
AS-486-12-SPECIAL	1/2 Circle 6-Channel Back Custom Length	389	409	429
AS-4812-12-SPECIAL	1/2 Circle 12-Channel Back Custom Length	427	448	471
AS-48VN-12-SPECIAL	1/2 Circle V-Shape Back Custom Length	395	416	437

* Finished outside back add 10% upcharge

* See packing and handling fee page for pallet fee schedule info.

3/4 Circle Booth with Custom Length

List Price Per Linear Foot of Outer Back



Total Linear Feet = (A + B + C + D) / 12

Linear Feet Requirement: Please round the decimal to the next linear foot. i.e. 5.1 FT round to 6 FT or 7.002 FT Round to 8 FT

Model #	36" Height	-GR4 / -COM \$/FT	-GR5 \$/FT	-GR6 \$/FT
AS-36-34-SPECIAL	3/4 Circle Plain Back Custom Length	229	240	525
AS-363-34-SPECIAL	3/4 Circle 3-Channel Back Custom Length	238	250	238
AS-366-34-SPECIAL	3/4 Circle 6-Channel Back Custom Length	238	250	262
AS-3612-34-SPECIAL	3/4 Circle 12-Channel Back Custom Length	289	303	317
AS-36VN-34-SPECIAL	3/4 Circle V-Shape Back Custom Length	266	279	293
Model #	42" Height	-GR4 / -COM \$/FT	-GR5 \$/FT	-GR6 \$/FT
AS-42-34-SPECIAL	3/4 Circle Plain Back Custom Length	263	277	291
AS-423-34-SPECIAL	3/4 Circle 3-Channel Back Custom Length	375	288	302
AS-426-34-SPECIAL	3/4 Circle 6-Channel Back Custom Length	302	316	333
AS-4212-34-SPECIAL	3/4 Circle 12-Channel Back Custom Length	332	348	366
AS-42VN-34-SPECIAL	3/4 Circle V-Shape Back Custom Length	306	325	344
Model #	48" Height	-GR4 / -COM \$/FT	-GR5 \$/FT	-GR6 \$/FT
AS-48-34-SPECIAL	3/4 Circle Plain Back Custom Length	303	318	334
AS-483-34-SPECIAL	3/4 Circle 3-Channel Back Custom Length	315	330	347
AS-486-34-SPECIAL	3/4 Circle 6-Channel Back Custom Length	347	365	382
AS-4812-34-SPECIAL	3/4 Circle 12-Channel Back Custom Length	381	400	420
AS-48VN-34-SPECIAL	3/4 Circle V-Shape Back Custom Length	352	371	390













* Finished outside back add 10% upcharge

* See packing and handling fee page for pallet fee schedule info.

ATS MFG












CHAIRS & BARSTOOLS

Metal Chairs & Barstools

	Metal Frame Finish		Model #	Black Vinyl Seat \$	Veneer Seat \$	Solid Wood Seat \$	GR4 / COM \$	GR5 \$	GR6 \$	lbs
 <p>77</p> <p>77-BS</p> <p>77-BSS</p>	Black Powder Coat	 32" 18.5" 17" 17"	77	140.00	165.00	200.00	155.00	165.00	175.00	19
		 42" 30" 17" 17"	77-BS	190.00	215.00	250.00	205.00	215.00	225.00	23
		 46" 31.5" 17" 17"	77-BSS	230.00	255.00	290.00	245.00	255.00	265.00	30
 <p>77C</p> <p>77C-BS</p> <p>77C-BSS</p>	Clear Coat	 32" 18.5" 17" 17"	77C	161.00	186.00	221.00	176.00	186.00	196.00	19
		 42" 30" 17" 17"	77C-BS	230.00	255.00	290.00	245.00	255.00	265.00	23
		 46" 31.5" 17" 17"	77C-BSS	265.00	290.00	325.00	280.00	290.00	300.00	30
 <p>87</p> <p>87-BS</p> <p>87-BSS</p>	Black Powder Coat	 34" 18.5" 17" 17"	87	140.00	165.00	200.00	155.00	165.00	175.00	19
		 42" 30" 17" 17"	87-BS	190.00	215.00	250.00	205.00	215.00	225.00	23
		 46" 32" 17" 17"	87-BSS	230.00	255.00	290.00	245.00	255.00	265.00	30

Option: Cal 133 (California Tech Bulletin) upholstery, \$37.50 per seat upcharge. Not available on BLACK VINYL SEAT Models
 ** Pallet Info: 16 pcs Chairs or 8 pcs Barstools per pallet. See packing and handling fee page for pallet fee schedule info









Metal Chairs & Barstools

	Metal Frame Finish		Model #	Black Vinyl Seat \$	Veneer Seat \$	Solid Wood Seat \$	GR4 / COM \$	GR5 \$	GR6 \$	lbs
 <p>78 78-BS</p> <p>78-BSS</p>	Black Powder Coat	 32" 18.5" 17" 17"	78	140.00	165.00	200.00	155.00	165.00	175.00	19
		 42" 30" 17" 17"	78-BS	190.00	215.00	250.00	205.00	215.00	225.00	23
		 46" 32" 17" 17"	78-BSS	230.00	255.00	290.00	245.00	255.00	265.00	30
 <p>85 85-BS</p> <p>85-BSS</p>	Black Powder Coat	 34" 18.5" 17" 17"	85	140.00	165.00	200.00	155.00	165.00	175.00	19
		 43" 30" 17" 17"	85-BS	190.00	215.00	250.00	205.00	215.00	225.00	23
		 46" 32" 17" 17"	85-BSS	230.00	255.00	290.00	245.00	255.00	265.00	30
 <p>22 22-VN</p>	Chrome	 31" 20" 16" 15.5"	22	-	-	-	155.00	170.00	190.00	14
		 31" 20" 16" 15.5"	22-VN	-	-	-	180.00	195.00	215.00	14

Option: Cal 133 (California Tech Bulletin) upholstery, \$37.50 per seat upcharge. Not available on BLACK VINYL SEAT Models

**** Pallet Info: 16 pcs Chairs or 8 pcs Barstools per pallet. See packing and handling fee page for pallet fee schedule info**

Metal Chairs & Barstools





Black Powder Coat Finish Metal Frame	Back Finish		Model #	Black Vinyl Seat \$	Veneer Seat \$	Solid Wood Seat \$	GR4 / COM \$	GR5 \$	GR6 \$	lbs	
 <p>77A 77A-BS</p> <p>77A-BSS</p>	C DM N W		33" 18.5" 17" 17"	77A	150.00	175.00	210.00	165.00	175.00	185.00	19
			43" 30" 17" 17"	77A-BS	215.00	240.00	275.00	230.00	240.00	250.00	23
			47" 32" 17" 17"	77A-BSS	235.00	260.00	295.00	250.00	260.00	270.00	30
 <p>77B 77B-BS</p> <p>77B-BSS</p>	C DM N W		33" 18" 17" 17"	77B	150.00	175.00	210.00	165.00	175.00	185.00	19
			43" 30" 17" 17"	77B-BS	215.00	240.00	275.00	230.00	240.00	250.00	23
			47" 32" 17" 17"	77B-BSS	235.00	260.00	295.00	250.00	260.00	270.00	30
 <p>77E 77E-BS</p> <p>77E-BSS</p>	C DM N W		32" 18.5" 17" 17"	77E	150.00	175.00	210.00	165.00	175.00	185.00	19
			42" 30" 17" 17"	77E-BS	215.00	240.00	275.00	230.00	240.00	250.00	23
			46" 32" 17" 17"	77E-BSS	235.00	260.00	295.00	250.00	260.00	270.00	30
 <p>72 72-BS</p> <p>72-BSS</p>	C DM N W		32" 18.5" 17" 17"	72	150.00	175.00	210.00	165.00	175.00	185.00	19
			42" 30" 17" 17"	72-BS	215.00	240.00	275.00	230.00	240.00	250.00	23
			46" 32" 17" 17"	72-BSS	235.00	260.00	295.00	250.00	260.00	270.00	30

Finish Codes: **C**-Cherry **DM**-Dark Mahogany **N**-Natural **W**-Walnut

Option: Cal 133 (California Tech Bulletin) upholstery, \$37.50 per seat upcharge. Not available on BLACK VINYL SEAT Models

** Pallet Info: 16 pcs Chairs or 8 pcs Barstools per pallet. See packing and handling fee page for pallet fee schedule info

Metal Chairs & Barstools

Clear Coat Finish Metal Frame	Back Finish		Model #	Black Vinyl Seat \$	Veneer Seat \$	Solid Wood Seat \$	GR4 / COM \$	GR5 \$	GR6 \$	lbs
 <p>77CA</p> <p>77CA-B</p> <p>77CA-BSS</p>	C DM N W	33" 18.5" 17" 17"	77CA	180.00	205.00	240.00	195.00	205.00	215.00	19
		42" 30" 17" 17"	77CA-B	230.00	255.00	290.00	245.00	255.00	265.00	23
		47" 32" 17" 17"	77CA-BSS	250.00	275.00	325.00	265.00	275.00	285.00	30
 <p>77CB</p> <p>77CB-B</p> <p>77CB-BSS</p>	C DM N W	33" 18.5" 17" 17"	77CB	180.00	205.00	240.00	195.00	205.00	215.00	19
		42" 30" 17" 17"	77CB-B	230.00	255.00	290.00	245.00	255.00	265.00	23
		47" 32" 17" 17"	77CB-BSS	250.00	275.00	325.00	265.00	275.00	285.00	30
 <p>77CE</p> <p>77CE-B</p> <p>77CE-BSS</p>	C DM N W	33" 18.5" 17" 17"	77CE	180.00	205.00	240.00	195.00	205.00	215.00	19
		42" 30" 17" 17"	77CE-B	230.00	255.00	290.00	245.00	255.00	265.00	23
		47" 32" 17" 17"	77CE-BSS	250.00	275.00	325.00	265.00	275.00	285.00	30
 <p>72C</p> <p>72C-B</p> <p>72C-BSS</p>	C DM N W	32" 18.5" 17" 17"	72C	180.00	205.00	240.00	195.00	205.00	215.00	19
		42" 30" 17" 17"	72C-B	230.00	255.00	290.00	245.00	255.00	265.00	23
		46" 32" 17" 17"	72C-BSS	250.00	275.00	325.00	265.00	275.00	285.00	30

Finish Codes: **C**-Cherry **DM**-Dark Mahogany **N**-Natural **W**-Walnut

Option: Cal 133 (California Tech Bulletin) upholstery, \$37.50 per seat upcharge. Not available on BLACK VINYL SEAT Models

** Pallet Info: 16 pcs Chairs or 8 pcs Barstools per pallet. See packing and handling fee page for pallet fee schedule info

Wood Chairs & Barstools

	Frame Finish		Model #	Black Vinyl Seat \$	Veneer Seat \$	Solid Wood Seat \$	GR4 / COM \$	GR5 \$	GR6 \$	lbs
 830-BS 830	C DM W	 36" 19.5" 16" 18"	830	165.00	N/A	225.00	180.00	190.00	200.00	17
		 44" 31" 16.5" 18"	830-BS	200.00	N/A	260.00	215.00	225.00	235.00	19
 880-BS 880	DM N W	 32" 19.5" 17" 17"	880	165.00	190.00	225.00	180.00	190.00	200.00	15
		 42" 31" 17" 17"	880-BS	200.00	225.00	260.00	215.00	225.00	235.00	19
 900-BS 900	C DM W	 32" 19" 17" 17"	900	165.00	190.00	225.00	180.00	190.00	200.00	15
		 43" 31" 17" 17"	900-BS	200.00	225.00	260.00	215.00	225.00	235.00	19
 627-BS 627	C DM W	 33" 19" 16.5" 19"	627	165.00	N/A	225.00	180.00	190.00	200.00	15
		 44" 31.5" 17" 19"	627-BS	200.00	N/A	260.00	215.00	225.00	235.00	19
 850-BS 850	N	 30" 20" 16" 15.5"	850	140.00	165.00	N/A	155.00	165.00	175.00	15
		 43.5" 32" 16" 15.5"	850-BS	190.00	215.00	N/A	205.00	215.00	225.00	19

Finish Codes: **C**-Cherry **DM**-Dark Mahogany **N**-Natural **W**-Walnut

Cal 133 (California Tech Bulletin) upholstery, \$41.25 upcharge per seat. Add brass or chrome foot plate, \$27.50 each.

Cut down barstool to custom height, add \$75.00 per barstool.

**** Pallet Info: 16 pcs chairs or 8 pcs barstools per pallet. See packing and handling fee page for pallet fee schedule info**

Wood Chairs & Barstools

	Frame Finish		Model #	Black Vinyl Seat \$	Veneer Seat \$	Solid Wood Seat \$	GR4 / COM \$	GR5 \$	GR6 \$	lbs
 563-BS 563	DM W	 32"  19.5"  17"  17"	563	165.00	190.00	225.00	180.00	190.00	200.00	15
		 42.5"  31"  17"  17"	563-BS	200.00	225.00	260.00	215.00	225.00	235.00	19
 561-BS 561	DM W	 32"  19"  17"  17"	561	165.00	190.00	225.00	180.00	190.00	200.00	15
		 43"  31.5"  17"  17"	561-BS	200.00	225.00	260.00	215.00	225.00	235.00	19
 930-BS 930	C DM N W	 34"  19"  16.5"  19"	930	220.00	N/A	280.00	235.00	245.00	255.00	21
		 44.5"  31"  16.5"  19"	930-BS	250.00	N/A	310.00	265.00	275.00	285.00	23
 523-BS 523	C DM W	 32"  19.5"  17"  17"	523	165.00	190.00	225.00	180.00	190.00	200.00	17
		 43"  31"  17"  17"	523-BS	200.00	225.00	260.00	215.00	225.00	235.00	19

Finish Codes: **C**-Cherry **DM**-Dark Mahogany **N**-Natural **W**-Walnut

Cal 133 (California Tech Bulletin) upholstery, \$41.25 upcharge per seat. Add brass or chrome foot plate, \$27.50 each.

Cut down barstool to custom height, add \$75.00 per barstool.

**** Pallet Info: 16 pcs chairs or 8 pcs barstools per pallet. See packing and handling fee page for pallet fee schedule info**

ATS MFG

Miscellaneous

Hardware & Parts

Model #	Type	List \$	lbs
GLIDE-AUTO	Glide, hydraulic, self adjusting, for table base (price per pack of 4)	30.00	1.00
GLIDE-BTH	Glide, for booths and Trash Receptacle (price per each) (please specify model)	2.50	0.02
GLIDE-CBS-M	Glide, for metal chairs - SQUARE (price per each) (please specify model)	4.00	0.02
GLIDE-CBS-MO	Glide, for metal chairs - OVAL (price per each) (please specify model)	4.00	0.02
GLIDE-CBS-MR	Glide, for metal chairs - RECTANGULAR (price per each) (please specify model)	4.00	0.02
GLIDE-CBS-W	Glide, for wood chairs (price per pack of 4) (please specify model)	2.50	0.02
GLIDE-LGS	Metal Chair Leg Sleeve (price per each) (please specify model)	7.50	0.05
GLIDE-TBB	Glide, adjustable, for table base (price per each)	3.00	0.02
GLIDE-SRCF	Glide, for SR-CF	2.00	0.02
GLIDE-SRBF	Glide, for SR-BF	2.00	0.02
BRACKET-U-BLK	Bracket - Sydney U Black	2.42	0.02
BRACKET-U-BRE	Bracket - Sydney U Bronze	2.42	0.02
BRACKET-U-ZINC	Bracket - Sydney U Zinc	2.42	0.02
BRACKET-V-ZINC	Bracket - Sydney V Zinc (L)	2.42	0.02
FP-BRA	Brass Foot Plate	30.25	0.11
FP-CHM	Chrome Foot Plate	30.25	0.11
HDWE-MC	Hardware Pack, for metal chair	14.52	0.40
HDWE-WC	Hardware Pack, for wood chair	14.52	0.43
SCREW-B 1/2	Screw, 10 x 1/2 seat, black (box of 50)	12.10	0.30
SCREW-Z 1/2	Screw, 10 x 1/2 seat, zinc (box of 50)	12.10	0.30
SCREW-Z 3/4	Screw, 10 x 3/4 seat, zinc (box of 50)	12.10	0.30
TR-DR-TOP	Trash Receptacle Top Door	121.00	10
TR-DR-BTM	Trash Receptacle Bottom Door	181.50	10
TR-DR-LATCH	Trash Receptacle Door Latch	30.25	0.20
TR-HINGE	Trash Receptacle Hinge	48.40	0.06
TR-RAIL	Trash Receptacle Rail Set	60.50	1.00
TR-LINER	Trash Receptacle Rigid Liner, 32 gallon capacity, plastic	278.30	9.00
Model #	Swivels		
SR-FLAT	Barstool flat swivel plate	27.50	3.00
SR-3DEG	Barstool Beveled 3' degree swivel plate	27.50	3.00

Furniture Components

Model #	Upholstery Description	-GR4 \$	-GR5 \$	-GR6 \$	lbs
CAPE-UPH-AD	Replacement Upholstered End Cap, for double booths	90.00	93.60	102.96	2.00
CAPE-UPH-AS	Replacement Upholstered End Cap, for single booths	74.40	78.00	85.80	1.00
CAPT-UPH-ASD	Replacement Upholstered Top Cap (price per linear foot)	22.20	24.00	26.40	1.50
SEAT-PAD-ASD-46	Replacement Booth Seat Only , 46" long, for standard	300.00	318.00	348.00	23.00
SEAT-PAD-ASD	Replacement Booth Seat Only , Custom Length, Price Per FT	90.00	99.00	129.00	N/A
SEAT-CVR-ASD-46	Replacement Booth Seat Cover Only , 46" long	111.60	117.60	128.40	2.00
SEAT-CVR-ASD	Replacement Booth Seat Cover Only , Custom Length, Price Per FT	50.00	70.00	95.00	N/A
SEAT-PAD-ACRN	Replacement Corner Booth Seat Only , Custom Length, Price Per FT	123.00	135.00	150.00	N/A
SEAT-CVR-ACRN	Replacement Corner Booth Seat Cover Only , Custom Length, Price Per FT	100.00	115.00	135.00	N/A
5000	Replacement Upholstered Seat, for metal chair, Custom (Add -GR4 , -GR5, -GR6 for respective vinyl grade model)	53.46	56.76	61.80	4.50
5000-BLK	Replacement Black Vinyl Seat for metal chair	48.00	-	-	4.50
5000-RD	Replacement Red Vinyl Seat for metal chair	48.00	-	-	4.50
VINYL-FABRIC	Vinyl/Fabric Only (fabric yard)	48.00	55.20	74.40	2.00
VINYL-KICK	Black Vinyl- Kickplate, (price per lineal foot)	1.80	-	-	2.00
Model #	Wood Cap Description	36" H	42" H	48" H	lbs
CAPE-WD-AD	Replacement Wood End Cap, double vinyl booth	198.00	208.20	227.40	3.00
CAPE-WD-AS	Replacement Wood End Cap, single vinyl booth	171.60	180.00	196.80	2.00
CAPT-WD-ASD	Replacement Wood Top Cap (price per linear foot)	49.20	52.20	57.00	2.00
Model #	Wood Components for Metal Chairs & Barstools	DM,W,N,C			lbs
77A-BACK	Replacement Veneer Back for 77A	82.50			2.00
77B-BACK	Replacement Veneer Back for 77B	82.50			2.00
77E-BACK	Replacement Veneer Back for 77E	82.50			2.00
6000	Replacement Veneer Seat for 77 Series	63.60			3.50
7000	Replacemt Solid Wood Seat for 77 Series	93.00			5.00
Model #	Wood Components for Wood Chairs & Barstools	N,C,DM,W,B			lbs
SEAT-WC-VN	Replacement Veneer Seat for wood chair/barstool	62.40			3.50
SEAT-WC-WD	Replacment Solid Wood seat for wood chair/barstool	91.20			5.00
Model #	Vinyl Description	Per Ft.			lbs
T-MOLD-BULL	Vinyl - Bullnose T-Mold (specify color)	7.92			0.50
T-MOLD	Vinyl - T-mold (specify color)	3.30			0.20

Packing & Handling Fee Schedules & Info

Item #	Description	List \$	lbs
PALLET-48	Standard 48" x 40" Shipping Pallet, Price Per Each Pallet	20.00	50
PALLET-60	60" x 40" Shipping Pallet, Price Per Each Pallet	30.00	60
PALLET-72	72" x 40" Shipping Pallet, Price Per Each Pallet	35.00	89
PALLET-96	96" x 40" Shipping Pallet, Price Per Each Pallet	40.00	100
BOX-CH	Box for Chairs	15.00	2
BOX-BS	Box for Barstool	15.00	2

Palletization Per Product

Standard Vinyl Booth - Single	2 Booths Per Pallet Standard Pallet
Standard Vinyl Booth - Double	1 Booth Per Pallet Standard Pallet
Metal Chair (Seat Unattached)	20 Chairs Per Standard Pallet
Metal Chair (Seat Attached, Box Required)	16 Chairs Per Standard Pallet
Metal Barstool (Seat Unattached)	10 Barstools Per Standard Pallet
Metal Barstool (Seat Attached, Box Required)	8 Barstools Per Standard Pallet
Wood Chair	16 Chairs Per Standard Pallet
Wood Barstool	8 Barstools Per Standard Pallet

Boxing Per Product

Metal Chair (Seat Attached)	2 Chairs Per Box
Metal Barstool (Seat Attached)	1 Barstool Per Box
Wood Chair	2 Chairs Per Box
Wood Barstool	1 Barstools Per Box

Upholstery

There are a hundred-thousand different vinyl and fabric options in the textile world. It can be very overwhelming when selecting an upholstery for your seating. Along with providing you a list of well vetted vendors, we also want to make sure you know a few other things by answering some frequently asked questions.

What is an upholstery “Grade”?

Grading is a system ATS uses to put a specific vinyl into a price-point so we can offer standardized quoting. Manufacturers use this system NOT the upholstery vendors. For space purposes, our catalog only lists Grade 4 – 6 pricing. Please contact our office if you’re unsure what Grade a vinyl is or how to price higher than a Grade 6.

Other than looks and style, how do I know if I am selecting a quality vinyl?

All upholstery vendors should provide a spec sheets for their vinyl lines which can help you compare the difference between upholsteries. The spec sheets will tell you the chemical make up of the vinyl, the contract standards it meets, recommended applications and the abrasion cycles. Since each vendor’s vinyl lines are different, we highly recommended visiting their website and reading the spec sheet before choosing one.

What is an abrasion cycle?

The upholstery industry has specific standards a product must meet for different applications. One standard is called the Wyzenbeek test. This is where a machine simulates the rub/usage a vinyl would incur when applied to a product - like our booths. This tests the abrasion resistance which begins at a required level of 50k rubs. Abrasion resistance is directly related to quality and how long you should expect your vinyl to last. For instance, you could assume that if you selected an upholstery passing 100k rubs on the Wyzenbeek test, that the upholstery should last close to 100k seating’s before you need to think about recovering.

Vendor	Website
Burch	www.burchfabrics.com
C F Stinson	www.cfstinson.com
CGPC America Corp	www.enduratex.com
Douglass	www.douglasfabrics.com
Keyston	www.keystonbros.com
Nassimi Corporation	www.nassimi.com
Peachtree Fabrics	www.decorativefabricsdirect.com
Spradling Group	https://spradling.group/en-sm

Helpful Hints:

- * Order sample swatches of the vinyl before choosing.
- * Digital or online photos of upholstery are not 100% accurate as the color/shade will vary depending on the viewing screen, brightness, etc.
- * Obtain the care and cleaning instructions for your vinyl from the upholstery vendor - most have these guides listed on their website. This step is imperative for maintaining your products because many vinyl’s will crack, dry out and rip due to harsh chemicals that are applied when cleaning.

Chairs & Barstools

Metal Chairs & Barstools

Packaging & Shipping (standards)

- Carton size is 20x20x48. 2 Chairs per carton (16 per pallet). 1 Barstool per carton (8 per pallet).
- Common carriers (LTL) are pallet loaded.
- Shipping with dedicated trucks, ONLY booth will be floor loaded (no pallet). All other items will be palletized.
- Add 50 pounds per pallet. Catalog weights include packing materials. Maximum of 6 pallets per LTL is standard.



Seat Specs

- Solid wood seats are .75 to 1 inch thick.
- Veneer seats are .5 inch thick veneer plywood.
- Black vinyl seats include 1.75 inches of foam.
- Upholstered seats include 2 inches of foam

Material (COM) Yardage Requirements

- A minimum of .75 yards is required.
- 2 chair or barstool seats can be upholstered per .75 yards.
- Striped or patterns require additional yardage.

California Technical Bulletin #133 Option

- CAL133 fire retardant layered inner material is available as an option.
- Exception: CAL133 is NOT available for BVS.



Chairs & Barstools

Beech Wood Chairs & Barstools

Packaging & Shipping (standards)

- Carton size is 20x20x48. 2 Chairs per carton (16 per pallet). 1 Barstool per carton (8 per pallet).
- Common carriers (LTL) are pallet loaded.
- Shipping with dedicated trucks, ONLY booth will be floor loaded (no pallet). All other items will be palletized.
- Add 50 pounds per pallet. Catalog weights include packing materials. Maximum of 6 pallets per LTL is standard.

Seat Specs

- Solid wood seats are .75 to 1 inch thick.
- Veneer seats are .5 inch thick veneer plywood.
- Black vinyl seats include 1.75 inches of foam.
- Upholstered seats include 2 inches of foam
- Floor To Seat Top (Including Glides) est. 18"-19" H

Material (COM) Yardage Requirements

- A minimum of .75 yards is required.
- 2 chair or barstool seats can be upholstered per .75 yards.
- Striped or patterns require additional yardage.

California Technical Bulletin #133 Option

- CAL133 fire retardant layered inner material is available as an option.

Brass and Chrome Foot Plate Option

- Optional brass or chrome foot plates are available.

Optional Backer Sheet for Seats

- The underside of upholstered seats are unfinished as standard.
- A fabric underside backer sheet option is available.

Dimensions/ Height:

- Standard barstool back heights are 41"-43".
- Floor to seat top (including glide) is approximately 30".
- Standard chair back heights are 31-36".
- Note that the measurement all vary slightly depending on seat and glide.



Natural



Cherry



DM




Walnut



Table Tops & Trash Receptacles

Packaging & Shipping (standards)

- All tops will be palletized and shipped via common carrier (LTL).
- Tops do not include screws unless purchased with bases (#10, 3/4" wood screws).
- Add 50 pounds per pallet. Catalog weights include packing materials. Maximum of 6 pallets per LTL is standard.



Laminate Pricing (For Trash Receptables)

- Pricing is based on Wilsonart laminates and varies based on laminate grade:
- **Standard:** Wilsonart suffixes of -38, -60
- **Premium 1:** Wilsonart suffixes: -52, -78, -18, -07, -01
- **Premium 2:** Wilsonart suffixes of -35, -45 and All Formica Laminate
- Contact ATS for pricing of other brands.



Booths

Booth Specifications

Packaging & Shipping (Standard Sizes):

- **Upholstered Booth:** 4 single or 2 single plus 1 double per pallet.
- **Wood Booth:** 2 single or 1 double per pallet.
- **1/2 Circle:** 2 pallets each.
- **3/4 Circle:** 3 pallets each.
- Add 50 pounds per pallet when pricing freight.

Common Carrier Shipping Dimension Limits:

- Maximum standard is 46" x46" (hwx).
- Maximum common carrier (LTL) shippable length is 72".
- Maximum of 6 pallets per shipment (per location/day).

Standard ATS Booth Lengths:

- Single or double booth length is 46".
- Deuce booth length is 30".
- 1/2 circle measures 46" x 88" x 46".
- 3/4 circle measures 46" x 88" x 88" x 46".
- Wall Benches are sold by the foot length, rounded up.
- All booths (except the Solid Wood Imports) can be created in any lengths with maximum of 8 foot sections.

Standard ATS Booth Construction:

- Heavy duty poplar hardwood frame, reinforced with fasteners and glued corner blocks.
- Double layered vertical reinforced construction.
- Sinuous spring seat with steel reinforcements and heavy duty connecting links.
- Welt corded seams, removable seats (except in circle booths or corner units).
- Upholstered booths ship with both end caps standard.
- Black vinyl kick plate.

Standard ATS Booth Dimensions:

- **Dimensions will vary** up to 1" due to differences in foam and coverings.
- **The standard top cap** is 2" wide on all ATS booths.
- **Seat Depth** is 19".
- **Kick Plate Height** (including glide) is 5".
- **Single depth** from back to front most point is 23".
- **Double depth** from backmost to front most point is 43".

Finished Outside Backs:

- All 1/2 and 3/4 circle booths have outside upholstered finished backs on the returns only.
- Upholstered Single and Single deuces have upholstered outside finished backs (unless noted otherwise).
- Wall bench outside backs are not finished.

Material:

- **COM** (Customer's Own Material) is priced as GR4.
- **Upholstery** is priced in "Grade" groups. Standards are from Grade 4 to Grade 6 depending on raw material fabric yard cost. Contact ATS to determine the grade of chosen upholstery. Multiple colors available at no extra charge.

Exterior Wood Components:

- Exterior wood components are Oak or Maple standard.
- Interior wood components are poplar and industrial furniture grade engineered wood.
- Natural, Cherry, Dark Mahogany, Walnut and Black finishes are available on wood booths and appropriate options.

Booths

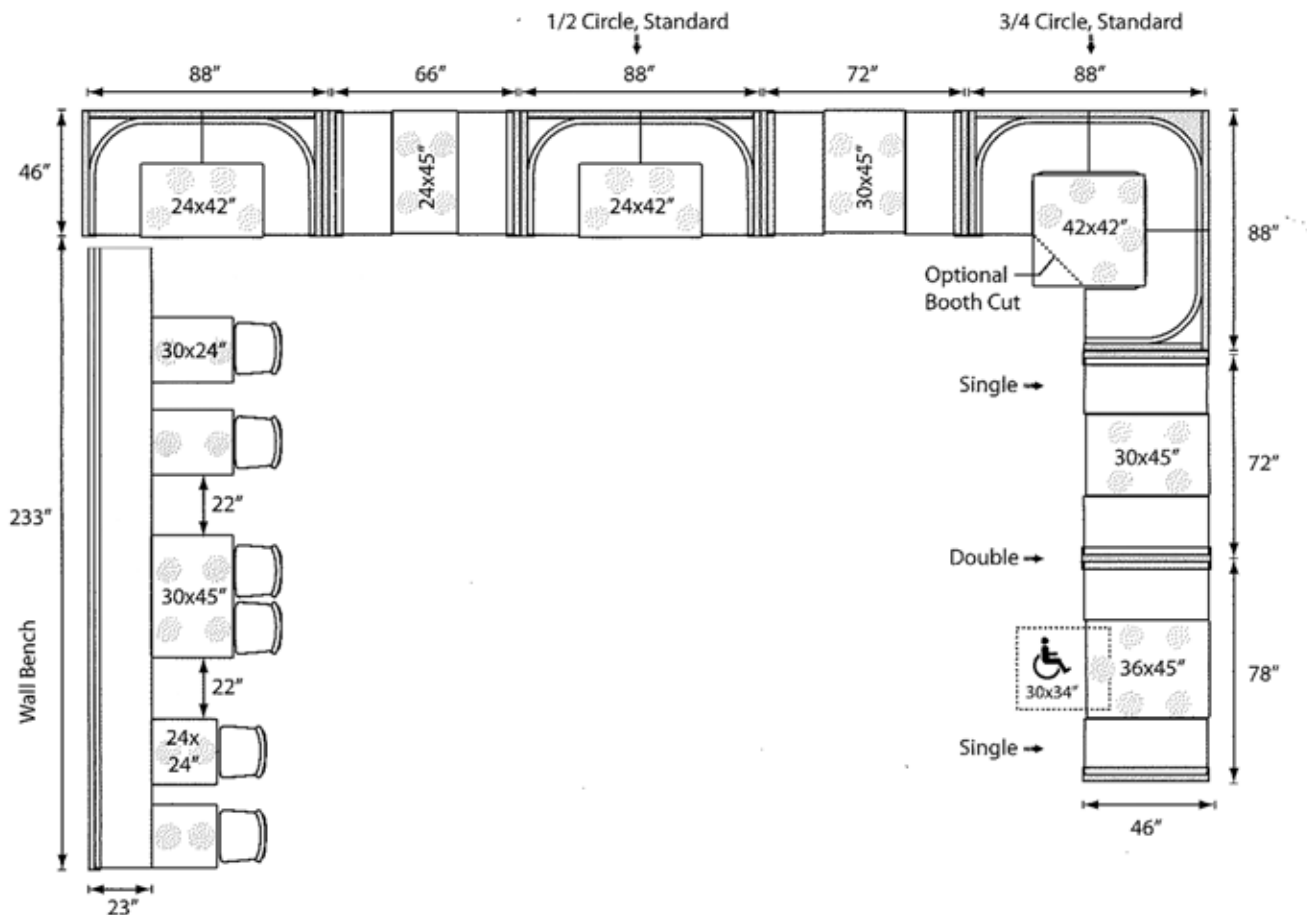
Space Planning

Why Booths?:

- In addition to more privacy and comfort, booths tend to add warmth (and revenue) to the front of the house.
- Booths are available in single, double, 1/2 circle, 3/4 circle and wall benches. Using a wall bench with small tables allows easy conversion from couple settings, to large parties.
- Booths can be cost more cost initially, but they are often a better investment in the long run. The square inches of floor space used for a 4 person booth is just over 3,000, while the square inches for a 4 person table can exceed 5,000. That equates to 30% more revenue per seating in a packed house.

Booth Space Layout:

- A standard layout allows the table edge to align vertically with the outer edge of the booth seat. This provides a comfortable 16-18" seating depth.
- If using 30" wide tables, then booths require 72" from center to center of top caps.
- If using 24" wide tables, the space between booths can be reduced to 66" between the center of top caps.
- Note: Cantilever bases are recommended when using 24" tables with booths. Standard table bases limit the clearance between the booth and column to 10.5 inches when using a 24" table in a booth seating.
- Shading representing 10" plates is shown on the diagrams below.



Tables & Chairs

Space Planning

Aisle Widths:

- Wait staff aisles can be 24" to 30", with service/main aisles 36".
- Allow square inches per seat for:
- Banquet (close seating): 96-120 sq/in per person
- Casual Dining: 120-144 sq/in per person
- White Tablecloth (spacious seating): 144-168 sq/in per person
- Shading representing 10" plates is shown on the diagrams below.

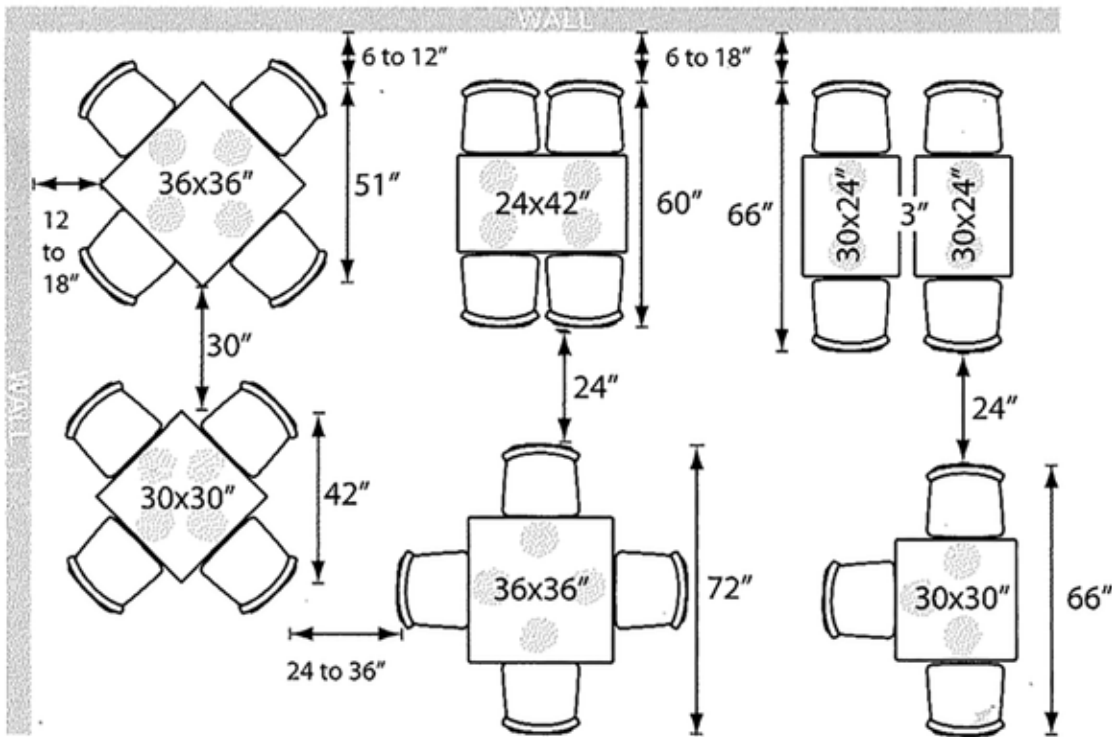
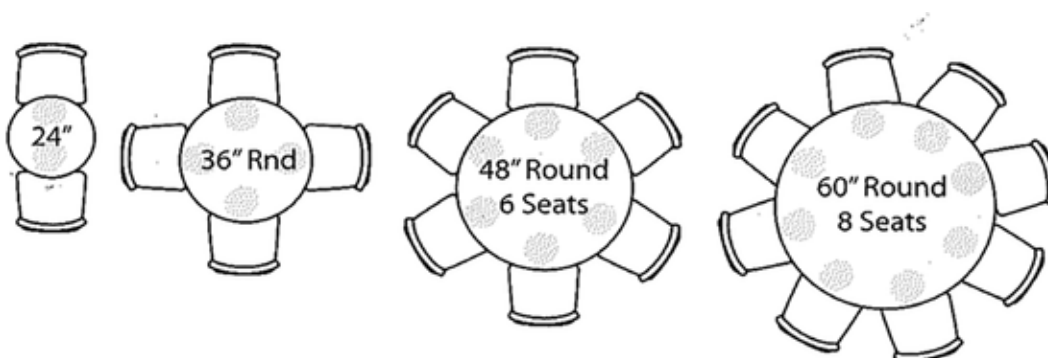


Table Sizes / Space Notes:

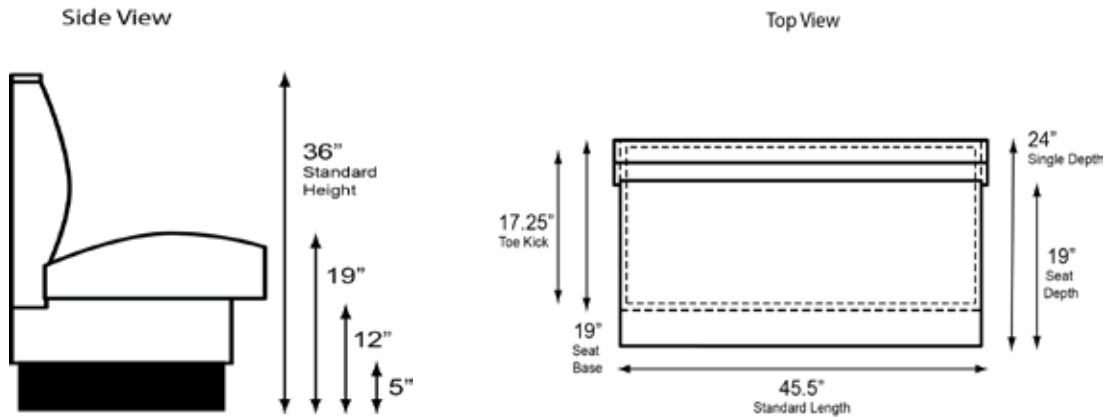
- The architectural standard for dining suggests that 300 square inches table space be allowed per diner.
- 24" table width is a minimum, suitable for a diner. 30" is the standard width. Family dining with platters in the center should consider 36" widths.
- Note, in a booth, that a 24" table's column only allows 10.5" for the patron's feet as the slide over. Cantilever Bases are recommended for booths with 24" table widths.
- Shading representing 10" plates are shown on the diagrams below.



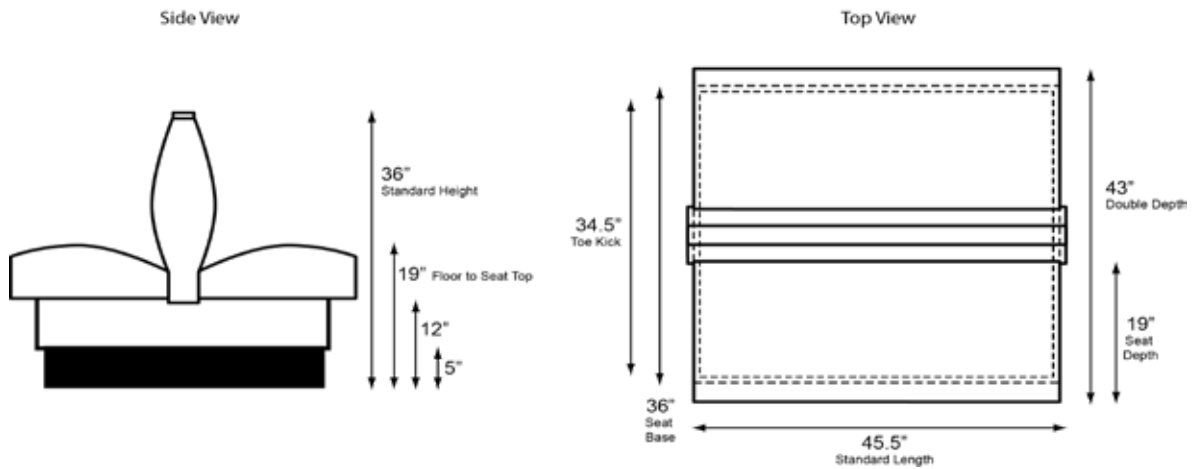
Booths

Space Planning - Dimensions

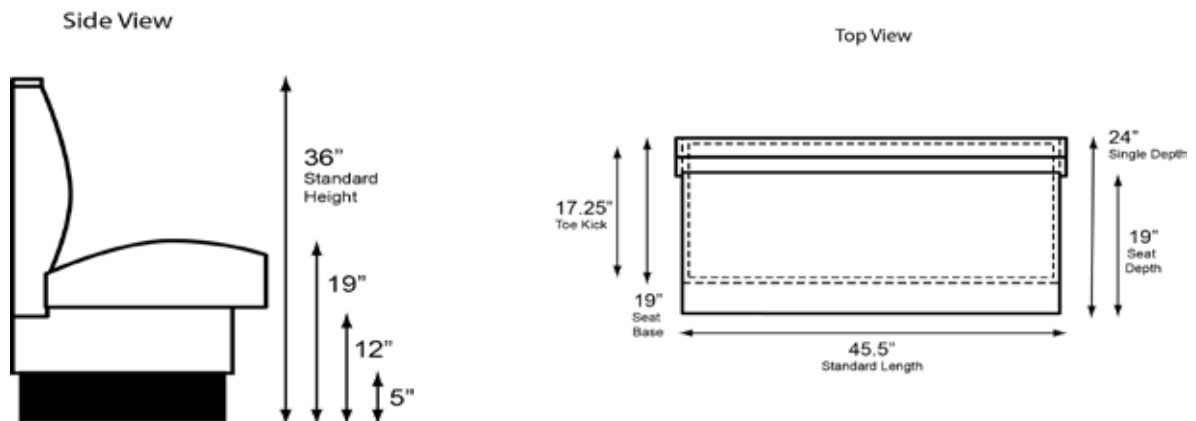
ATS Single Upholstered Booth Upholstery Dimensions



ATS Double Upholstered Booth Upholstery Dimensions



ATS Single Wood Booth Dimensions

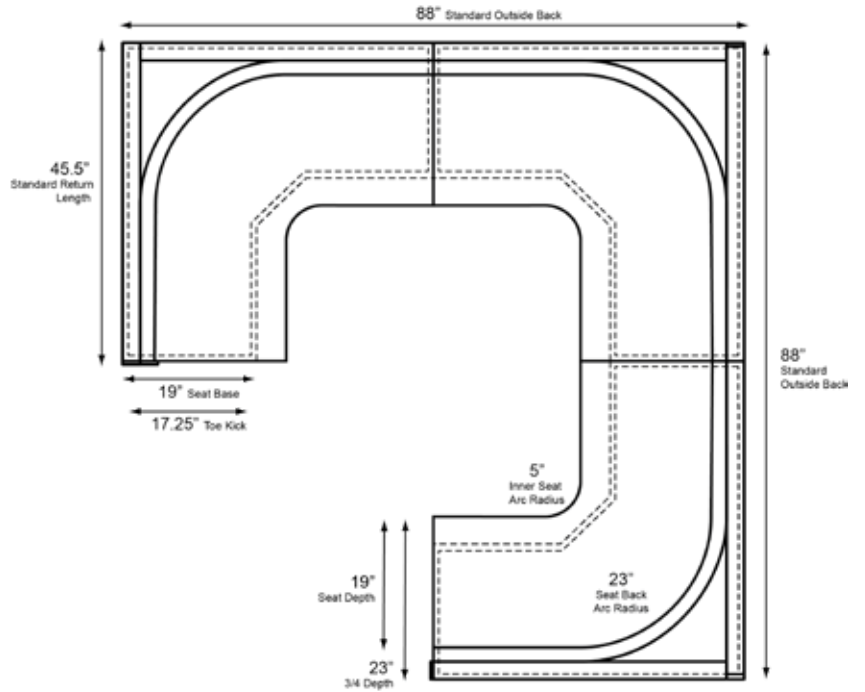
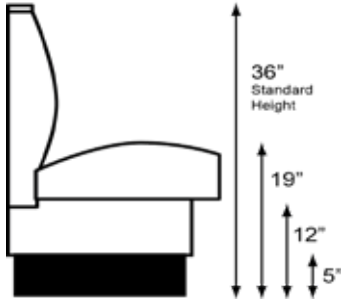


Space Planning - Circle Booth Dimensions

ATS Circle Upholstered Booth Dimensions

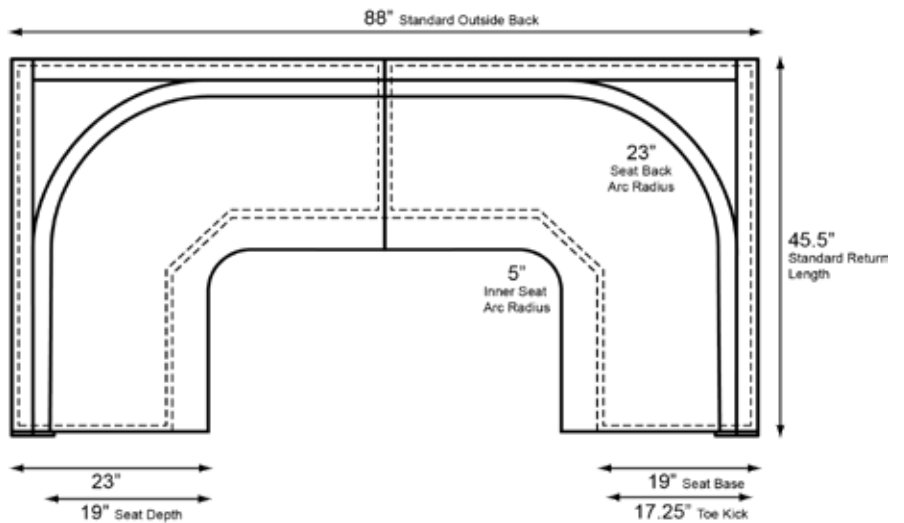
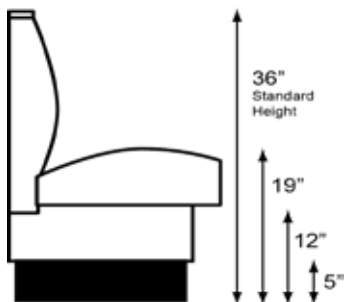
3/4 Circle Booth

Side View



1/2 Booth

Side View





Terms & Conditions

ATS sells to approved dealers, designers, contractors and consultants only. By submitting a purchase order to ATS you accept and agree to abide by the terms and conditions contained herein.

Note: An ATS' order acknowledgment, created from the customer purchase order is considered a written agreement to perform the work as specified by the order acknowledgement (see Ordering below).

Please review all ATS communications carefully.
ATS is NOT responsible for acknowledgment errors unless noted within 24 hours of receiving the order acknowledgment.

Pricing Information

All prices included are list prices, US dollars, F.O.B. ATS' factory in Stone Mountain, Georgia. **Prices are subject to change without notice.**

DISCOUNTS: Discounted pricing is available to approved customers.

Credit Information

CREDIT TERMS: ATS offers net terms to approved customers. ATS accepts payment via American Express, MasterCard, Visa, Check, Money Order or Wire Transfer.

HOLD STATUS: An account may be placed on "Hold" if past due balance(s) exist. Hold status prevents data entry, scheduling and acknowledgement of any new order(s) on that account.

NEW ACCOUNTS: New accounts (before final account approval) require 50% advance payment with the order. Full payment, or final approval of terms is required before shipment.

DEDUCTIONS FROM INVOICES: Deductions from an ATS invoice requires written approval of the credit department. Non-approved deductions may result in an account being put on "Hold" status.

RETURNED CHECKS: Any account whose check payment is returned to ATS for insufficient funds may have their terms changed to "Cash/Certified Funds". A return check fee of \$35 applies for each rejected deposit attempt.

Ordering Information

PURCHASE ORDERS: All purchase orders must be submitted in writing. Orders cannot be entered, processed or scheduled for production until credit terms and all questions pertaining to the order are satisfied.

To avoid delays, all purchase orders should include the following:

1. Purchase order number.
2. ATS model number.
3. Quantity.
4. Frame finish (color).
5. Specific identification of upholstery or laminate.
6. Quoted price (with details on any price adjustments).
7. Shipping instructions (collect, prepaid, 3rd party & carrier).
8. Specific requested shipping date.
9. All special instructions or custom changes.

Note: When the order requests a ship date of ASAP, ATS will schedule that order to ship at earliest production / ship date possible.

PRODUCT MATCHING / SPECIFICATIONS: ATS reserves the right to change and improve product specifications and designs without notice. Under no circumstances can ATS guarantee an exact product match to previous orders. If an order should attempt to match a previous shipment, it must be clearly stated on the new purchase order with the original invoice number to be matched.

ATS reserves the right to discontinue, or modify materials and products without notice. Customers will be notified of any modifications or changes impacting an order in process.

CUSTOMER ORDER CHANGES: Acknowledged orders cannot be changed without approval by ATS. All requests for changes must be submitted in writing. Order changes requested within 4 business days of scheduled shipping or pick-up date cannot be processed.

Customer is responsible for all 'additional' costs incurred by ATS prior to the approved change, including but not limited to the purchase of laminate, upholstery, other materials, supplies and labor obsoleted by the change. ATS

will acknowledge approved changes in writing..

ORDER CANCELLATIONS: Acknowledged orders cannot be cancelled without approval by ATS. All requests for cancellations must be submitted in writing. If request is approved, customer is responsible for all costs incurred by ATS prior to the approved cancellation, including but not limited to the purchase of laminate, upholstery, all other materials and supplies, and all labor. ATS will acknowledge approved cancellations in writing.

SHIPPING / PICK-UP DELAYS: ATS realizes that some customer requested delays are inevitable. As such, ATS (upon written request) can hold completed orders for 5 business days beyond the scheduled completion date. In the event of a customer delay beyond 5 business days, the order will be invoiced on the 6th day and relocated to a storage facility until released for pick-up. Customer is responsible for all storage costs. Additionally an ATS storage fee will be charged at the rate of \$5.00 per pallet per day beginning with the 6th business day.

WOOD STANDARDS & REGULATIONS: U.S. Commercial Standards/ Regulations require us to advise you that a wood product may experience some degree of warpage and thickness variation. We do not warranty warpage. If you feel that you need to discuss this, please do not hesitate to contact us.

CUSTOMERS OWN MATERIAL (COM): All COM yardage quotes are based on 54" wide plain material. Additional yardage may be required, if material is striped or patterned, especially if matching or large repeats are involved. ATS can provide assistance in estimating additional yardage needs. Though every effort will be made to estimate the extra yardage required for stripes or pattern matches, ATS assumes no responsibility when additional yardage must be ordered.

ATS is NOT responsible for the tailoring, durability, or quality of COM material. Also, ATS reserves the right to refuse use of any COM that we deem inappropriate for its intended application.

All COM packages should be sent to ATS, 1750 Stone Ridge Dr., Stone Mountain, GA, 30083 and clearly marked on the exterior and interior with:

1. Company name.
 2. Purchase order number.
 3. ATS order number.
 4. COM pattern identification.
- Purchase orders requiring COM should include the following information:
5. COM supplier name.
 6. COM pattern and color identification.
 7. ATS model number(s) to which COM is to be applied.
 8. Instructions for proper COM application. This includes:
 - Directional information including stripes and patterns.
 - Correct side of COM material to be utilized.

If no instructions are received, striped or directional material will be applied vertically and front to back. In the absence of instructions, additional judgments regarding COM application may be made by ATS with no recourse.

NOTE: All information herein supersedes all information in previous price lists, T&C, quotations, catalog pages and swatch cards, and is subject to change without notice.

Order Acknowledgement

ATS provides written order acknowledgements confirming receipt, order details and acceptance of a purchase order. The order acknowledgement is considered a written agreement to produce, ship and invoice items as specified on the acknowledgment.

ATS is NOT responsible for acknowledgment errors unless noted within 24 hours of receiving the order acknowledgment.

The following conditions must be met to produce an order acknowledgement:

1. Customer credit status has been reviewed and approved.
2. All required information on purchase order is complete.

Customers must review the order acknowledgement and ensure that it matches the purchase order with respect to product specifications, pricing, quantity, color, upholstery, freight, scheduled ship date, etc. ATS is responsible for shipping exactly those items as specified on the order acknowledgement.

LEAD TIMES: ATS will acknowledge an order's scheduled ship or pick-up date based upon.

3. The earliest possible date based on materials availability and current production commitments, or
4. A customer's requested ship date that falls beyond our current lead times.

Any request for a ship or pick up date sooner than current ATS lead times will be considered and may be accommodated. If approved, an additional expedite fee, a minimum of 15%, will apply.

ATS will not be held responsible for shipment delays due to factors beyond the control of ATS.

Freight & Handling - Quotes / Charges

ATS ships only to points within the continental United States. ATS will provide freight quotes based on information contained in the customers purchase order. Orders will ship freight collect, prepay and add, or 3rd party billing as specified. ATS chooses the carrier for prepay and add.

HOW WE PACKAGE

ATS Booths and Wall Benches are bagged, padded, palletized and boxed. For LTL shipments, orders that are shipped as full truck loads will not be palletized, but will be floor loaded. After inspection and approval, our booths are wrapped with heavy duty commercial grade stretch wrap and fastened inside a heavily constructed box on reinforced pallet, then banded for stability.



We custom cut our boxes to 'angle' the tops to prevent stacking.



We then shrink wrap and mark with "ATS -- Do Not Stack" caution tape.

Our goal is to ensure that the quality that leaves our dock, reaches the customer's door, perfect & undamaged.

ATS Chairs and Barstools are padded and boxed to ensure maximum protection during shipment. Pallets of products are wrapped with heavy duty commercial grade stretch wrap and marked/wrapped with "ATS - Do Not Stack" caution tape.



ATS Tables, Bases and Trash Receptacles

are boxed, palletized, and banded. The shape of the package is built in such a way as to discourage stacking during transfer / transit.

We also wrap with heavy duty commercial grade stretch wrap and further marked and wrapped with "ATS -- Do Not Stack" caution tape.



FREIGHT PRICING: ATS' freight quotes include all freight and handling & support charges. While ATS attempts to negotiate market favorable rates, ATS cannot guarantee that its rates will be the lowest.

CHANGES / SPECIAL REQUIREMENTS: Shipping changes in delivery specifications, or scheduling while in route, or customer's failure to specify all delivery requirement(s) will result in an additional freight charges and are the responsibility of the customer.

A partial list of chargeable delivery specification requirements include:

1. Limited access delivery.
2. Residential or noncommercial delivery.
3. Lift-gate services.
4. Inside delivery.
5. Limited delivery times (i.e.; only between certain hours).
6. Weekend delivery.
7. Call before delivery notification.
8. Driver's labor associated with off loading.

Additional chargeable changes during shipment include:

9. Re-delivery.
10. Storage
11. Re-consignment.
12. Additional services requested by the consignee at delivery will be the responsibility of the customer.

Note: Drivers are under no obligation to assist with off loading unless specific previous arrangements are made.

FREIGHT CLASS INFORMATION

Freight class is a rating based on density and/or the NMFTA system of storability, density, stowability, handling and liability. Using freight classes assure that the carriers get proportionally compensated for lighter products that use up a lot of space. Furniture by nature, is going to have a lower density, and a higher freight class (costing more per pound).

NMFTA Carriers will use the NMFC Code to determine class. Non-NMFTA carriers will use density.

Standard freight classes based on density and NMFC for ATS restaurant furniture are as follows:

Item	Density	NMFC	Density/NMFC
Booths	2.77-3.98	27880	250 / 150
Wood Barstools	2.41	80580	250 / 250
Metal Barstools	2.85	80580	250 / 250
Metal Chairs	4.17	80580	200 / 150
Trash Receptacles	3.02	39270	200 / 200
Table Tops	22.68	83620	85 / 70
Table Bases	22.68	82790	85 / 70

* Freight Quotations are valid for 15 days

Pick-up Policy

ATS will schedule a pick-up with customers prior to order completion

PICK-UP DELAYS: Please see Shipping Delays. Same rules apply.

PACKAGING OF PICK-UP ORDERS: Pick-up orders will be packed as standard unless otherwise specified on the purchase order.

Removal of the cartons and skids may be done by the pick-up party, after pulling away from the ATS dock. Proper disposal of cartons and pallets are the responsibility of the pick-up party.

PARTIAL PICK-UP: For multiple pick-up trips or dates, please submit separate purchase orders.

PICK-UP VEHICLE: The vehicle must be appropriate. Examples of an inappropriate vehicle include:

1. Too small a vehicle for the amount of items being picked up.
2. A vehicle lower than standard dock height; especially when pallets and large/heavy items are being picked up.
3. Any vehicle lacking sufficient wall height to properly secure the load.

We reserve the right to refuse the release of merchandise to any pick-up party utilizing a vehicle deemed inappropriate by ATS.

DAMAGE & SHORTAGE CLAIMS

It is customers' responsibility to inspect the entire shipment delivery and report issues to ATS within 5 days of receipt.

ATS accepts no responsibility for freight related issues reported 6 or more days after receipt of shipment.

3RD Party Shipments: ATS accepts no responsibility for freight related issues with third party carriers.

VISIBLE DAMAGE: To prevent additional charges... **DO NOT REFUSE THE SHIPMENT.**

- Note all damage on the delivery receipt before signing for goods.
- Keep a record of driver's name and anyone the customer may talk with at the carrier.

CONCEALED DAMAGE: Original packaging must be kept for the carrier, or the claim will be voided.

FREIGHT CLAIM PROCESSING: Any claim against ATS or the carrier for damaged goods must include appropriate damage notation on delivery receipt, photos and signed verification **within 5 days of delivery receipt.**

Using ATS' Warranty Evaluation form will expedite the process (available via the online sale resource center at atsfurniture.com).

WARRANTY & RETURNS

Customer assumes responsibility for normal wear and tear. Products sold as 'closeouts', 'as-is' and 'used' have no warranties.

LIMITED WARRANTY: ATS warrants all ATS products to be free of manufacturer defects in material and workmanship for one year from the original date of purchase unless otherwise noted. Welded steel frames, excluding stack chairs, are warranted for 5 years against broken or fatigued welds. Outdoor furniture is 1 year against broken or fatigued welds. Table base is lifetime warranty against broken or fatigued welds.

ATS warranty responsibility is limited to the cost of replacement or repair (at ATS' discretion) of the ATS products. FOB Tucker, GA.

NON-WARRANTY RETURNS: Used or custom products cannot be returned. No product may be returned for credit or exchange without prior written authorization from ATS. Approved returns are subject to a minimum restocking and handling fee of 25%, and freight prepaid.

WOOD STANDARDS & REGULATIONS: U.S. Commercial Standards/Regulations require us to advise the customer that a wood product may experience some degree of warpage and thickness variation. We do not warranty warpage.

WARRANTY CLAIMS: ATS is not responsible for warranty claims reported after 30 days from first recognition of the issue by the enduser. Once a claim is processed, ATS will work directly with the enduser to satisfy all warranty claims. All warranty claims must be provided in writing on ATS Warranty Evaluation form.



2024 Price List





FLO Faucets

Heavy Duty Pre-Rinse Faucet

Description

This pre-rinse faucet with sprayer is perfect for rinsing excess food and sauce off your dishes prior to running them through your commercial dish machine. Intended for janitorial and dishwashing use, this faucet is ideal for dish rooms, schools, grocery stores, kitchens, and more.

Features

- Approximately 45" overall height
- 3-Ply, 400 psi test hose
- Heavy duty brass construction and polished chrome finish
- Integrated spring check valves to prevent crossflow of hot & cold water
- 44" Standard hose



FLO-988



FLO-981



Lead Free Faucets
All faucets conform to AB 1953 and 2014 Federal Lead Free Standards.

Item #	Description	Inlet Type	Price EA	Price CS	PCS/Case	lbs/Case
FLO-988	8" Pre-Rinse Faucet	1/2" NPT Female	\$399.71	\$1598.84	4	46.1
FLO-981	12" Pre-Rinse Faucet	1/2" NPT Female	\$399.71	\$1598.84	4	49.2

Optional Add-On:



FLO-944/945



Lead Free Faucets
All faucets conform to AB 1953 and 2014 Federal Lead Free Standards.

Item #	Description	Price EA	Price CS	PCS/Case	lbs/Case
FLO-944	Faucet with 12" Spout	\$112.84	\$1354.08	12	25.6
FLO-945	Faucet with 14" Spout	\$112.84	\$1354.08	12	26.0

◇ Add-on Faucet sets available (See next page)

Heavy Duty Pre-Rinse Faucet Sets

Description

This pre-rinse faucet with sprayer is perfect for rinsing excess food and sauce off your dishes prior to running them through your commercial dish machine. Intended for janitorial and dishwashing use, this faucet is ideal for dish rooms, schools, grocery stores, kitchens, and more.

Features

- Approximately 45" overall height
- 3-Ply, 400 psi test hose
- Heavy duty brass construction and polished chrome finish
- Integrated spring check valves to prevent crossflow of hot & cold water
- 44" Standard hose
- Comes with additional spout



FLO-98812
FLO-98814



FLO-98112
FLO-98114

Lead Free Faucets

All faucets conform to AB 1953 and 2014 Federal Lead Free Standards.



Item #	Description	Inlet Type	Price EA
FLO-98812	8" Pre-Rinse Faucet with 12" Spout	1/2" NPT Female	\$487.69
FLO-98814	8" Pre-Rinse Faucet with 14" Spout	1/2" NPT Female	\$495.34
FLO-98112	12" Pre-Rinse Faucet with 12" Spout	1/2" NPT Female	\$487.69
FLO-98114	12" Pre-Rinse Faucet with 14" Spout	1/2" NPT Female	\$495.34

Wall Mount Faucet

Features

Commercial Duty Faucet

- Engineered for performance & durability
- Reinforced double O-ring valves with Hot & Cold mark on stem
- Heavy duty brass construction and polished chrome body
- Color coded Red & Blue handles
- Heavy duty double O-ring swivel spout

Lead Free Faucets
All faucets conform to AB 1953 and 2014 Federal Lead Free Standards.



FLO-700 series

Item #	Description	Price EA	Price CS	PCS/Case	lbs/Case
FLO-706	Wall Mount Faucet 8" with 6" Spout	\$93.71	\$1124.52	12	36.8
FLO-708	Wall Mount Faucet 8" with 8" Spout	\$93.71	\$1124.52	12	36.4
FLO-710	Wall Mount Faucet 8" with 10" Spout	\$101.36	\$1216.32	12	34.2
FLO-712	Wall Mount Faucet 8" with 12" Spout	\$101.36	\$1216.32	12	35.3
FLO-714	Wall Mount Faucet 8" with 14" Spout	\$107.10	\$1285.20	12	41.0
FLO-716	Wall Mount Faucet 8" with 16" Spout	\$110.93	\$1331.16	12	42.8

Features

Heavy Duty Faucet

- Engineered for high performance & durability
- Integrated spring check valves to prevent cross-flow of Hot & Cold water
- Heavy duty brass construction and polished chrome body
- Color coded Red & Blue handles
- Heavy duty double O-ring swivel spout

Lead Free Faucets
All faucets conform to AB 1953 and 2014 Federal Lead Free Standards.



FLO-800 series

Item #	Description	Price EA	Price CS	PCS/Case	lbs/Case
FLO-808	Wall Mount Faucet 8" with 8" Spout	\$208.46	\$2501.52	12	53.8
FLO-810	Wall Mount Faucet 8" with 10" Spout	\$208.46	\$2501.52	12	55.1
FLO-812	Wall Mount Faucet 8" with 12" Spout	\$219.94	\$2639.28	12	56.5
FLO-814	Wall Mount Faucet 8" with 14" Spout	\$219.94	\$2639.28	12	59.1
FLO-816	Wall Mount Faucet 8" with 16" Spout	\$227.59	\$2731.08	12	56.7

Replacement Parts:

	Item #	Description	Price EA	Price CS	PCS/Case	lbs/Case
	FLO-700CF	Supply Inlet for FLO-7-Series	\$29.98	\$359.76	12	53.8
	FLO-890CF	Supply Inlet for FLO-8-Series	\$39.98	\$479.76	12	55.1
	FLO-700W	Rubber Washer for FLO-7-Series	\$5.98	\$119.60	20	56.5
	FLO-890W	Rubber Washer for FLO-8-Series	\$5.98	\$119.60	20	59.1
	FLO-4789D	Rear Pipe Nipple Washer & Lock Nut Set	\$45.88	\$917.60	20	56.7
	FLO-4789W	Mounting Kit for FLO 7- & 8-Series	\$45.88	\$917.60	20	14.0

4" Wall / Deck Mount Faucet

Features 4" Wall Mount Faucet for Hand Sink

- Engineered for high performance & durability
- Reinforced double O-ring valves with hot & cold marked on stem
- Compression nuts & washers attached
- Color coded red & blue handles
- Heavy duty double O-ring swivel spout
- 1/2" NPS male inlets
- Stem check unit replacement available



FLO-410

Item #	Description	Price EA	Price CS	PCS/Case	lbs/Case
FLO-410	4" Wall Mount Faucet with 3-1/2" Gooseneck Spout	\$86.06	\$2065.44	24	58.0
FLO-4105	4" Wall Mount Faucet with 5" Gooseneck Spout	\$93.71	\$2249.04	24	62.0

Features 4" Deck Mount Faucet for Bar Sink

- Engineered for high performance & durability
- Reinforced double O-ring valves with hot & cold marked on stem
- Compression nuts & washers attached
- Color coded red & blue handles
- Heavy duty double O-ring swivel spout
- 1/2" NPS male inlets
- Stem check unit replacement available



FLO-420

Item #	Description	Price EA	Price CS	PCS/Case	lbs/Case
FLO-420	4" Deck Mount Faucet with 3-1/2" Gooseneck Spout	\$86.06	\$2065.44	24	58.0
FLO-4205	4" Deck Mount Faucet with 5" Gooseneck Spout	\$93.71	\$2249.04	24	62.0

Replacement Parts:

	Item #	Description	Price EA	Price CS	PCS/Case	lbs/Case
	FLO-122	B-Handle, Cold, with Blue index	\$9.54	\$190.80	20	3.0
	FLO-123	B-Handle, Hot, with Red index	\$9.54	\$190.80	20	3.0
	FLO-161	Stem Assembly for 4-series, Cold	\$19.11	\$382.20	20	6.0
	FLO-162	Stem Assembly for 4-series, Hot	\$19.11	\$382.20	20	6.0
	FLO-100	Stem Check Unit with B-Handle for 7-Series	\$19.11	\$382.20	-	-
	FLO-101	Stem Check Unit with B-Handle for 7-Series	\$19.11	\$382.20	-	-

Wall / Deck Mount Faucets

Features

4" Wall Mount Faucet for Hand Sink

- Engineered for high performance & durability
- Reinforced double O-ring valves with hot & cold marked on stem
- Compression nuts & washers attached
- Color coded red & blue handles
- Heavy duty double O-ring swivel spout
- 1/2" NPS male inlets
- Stem check unit replacement available



FLO-4106

Item #	Description	Price EA	Price CS	PCS/Case	lbs/Case
FLO-4106	4" Wall Mount Faucet with 6" Spout	\$89.89	\$2157.36	24	52.7
FLO-4108	4" Wall Mount Faucet with 8" Spout	\$89.89	\$1078.68	12	28.0
FLO-4110	4" Wall Mount Faucet with 10" Spout	\$93.71	\$1124.52	12	28.0
FLO-4112	4" Wall Mount Faucet with 12" Spout	\$93.71	\$1124.52	12	30.4

Features

4" Deck Mount Faucet for Bar Sink

- Engineered for high performance & durability
- Reinforced double O-ring valves with hot & cold marked on stem
- Compression nuts & washers attached
- Color coded red & blue handles
- Heavy duty double O-ring swivel spout
- 1/2" NPS male inlets
- Stem check unit replacement available



FLO-4206

Item #	Description	Price EA	Price CS	PCS/Case	lbs/Case
FLO-4206	4" Deck Mount Faucet with 6" Spout	\$89.89	\$2157.36	24	45.4
FLO-4208	4" Deck Mount Faucet with 8" Spout	\$89.89	\$1078.68	12	28.0
FLO-4210	4" Deck Mount Faucet with 10" Spout	\$93.71	\$1124.52	12	28.0
FLO-4212	4" Deck Mount Faucet with 12" Spout	\$93.71	\$1124.52	12	30.4

Handle Waste Valve with Strainer

Features

Lever Handle Waste Valve



FLO-302



Lead Free Faucets

All faucets conform to AB 1953 and 2014 Federal Lead Free Standards.

Item #	Description	Price EA	Price CS	PCS/Case	lbs/Case
FLO-302	Lever Handle Waste Valve 3-1/2" Sink Opening, 2" Drain Outlet	\$91.78	\$1101.36	12	46.3

Features

Twist Handle Waste Valve



FLO-303





Lead Free Faucets

All faucets conform to AB 1953 and 2014 Federal Lead Free Standards.

Item #	Description	Price EA	Price CS	PCS/Case	lbs/Case
FLO-303	Twist Handle Waste Valve 3-1/2" Sink Opening, 2" Drain Outlet	\$91.78	\$1101.36	12	44.1

Replacement Parts:


	Item #	Description	Price EA	Price CS	PCS/Case	lbs/Case
	FLO-300PT	3-1/2" Rubber Seal Washer for FLO 3-series	\$11.46	\$229.20	20	1.0
	FLO-305PT	Flat strainer for twist handle waste	\$19.11	\$382.20	20	2.0

Operation Valve

Features

Foot Pedal Operation Valve

- Engineered for high performance & durability
- Rough chrome plated body
- Self closing valves
- Red & blue indexed brass pedals with polished chrome finish
- 1/2" NPT female inlets & 1/2" NPT female outlet
- Replacement for self-closing valve available



FLO-202



Item #	Description	Price EA	Price CS	PCS/Case	lbs/Case
FLO-202	Foot Pedal Operation Valve with Red & Blue index	\$172.11	\$2065.32	12	35.8

Features

Knee Action Operation Valve

- Engineered for high performance & durability
- Rough chrome plated body
- Self closing valves
- Red & blue indexed brass pedals with polished chrome finish
- 1/2" NPT female inlets & 1/2" NPT female outlet
- Replacement for self-closing valve available



FLO-203



Item #	Description	Price EA	Price CS	PCS/Case	lbs/Case
FLO-203	Knee Action Valve with Red & Blue index	\$172.11	\$2065.32	12	47.2

Replacement Parts:


Item #	Description	Price EA	Price CS	PCS/Case	lbs/Case
FLO-907	Spray Valve Assembly, Lead free, for Knee and Foot Operated Valves	\$42.06	\$841.20	20	6.0

Wok Range Faucet

Features


Automatic Wok Range Faucet with 14" Spout

- 3/8" or 1/2" NPT male inlet
- 14" Spout
- Automatic turns on when spout is swung over wok
- Lead free



Item #	Description	Price EA	Price CS	PCS/Case	lbs/Case
FLO-510	Automatic Wok Range Faucet 3/8" Inlet	\$95.61	\$2294.64	24	44.0
FLO-517	Automatic Wok Range Faucet 1/2" Inlet	\$95.61	\$2294.64	24	44.0

Replacement Parts:

	Item #	Description	Price EA	Price CS	PCS/Case	lbs/Case
	FLO-5100PT	Replacement Kit for FLO-510 & FLO-517	\$29.98	\$299.80	10	2.0

Features



Chinese Wok Range Faucet with 14" Spout

- Single wall mount
- 14" Spout
- 2.0 GPM aerator 1/2" NPS male inlet
- Full replacement parts available
- Lead free



Item #	Description	Price EA	Price CS	PCS/Case	lbs/Case
FLO-513	Chinese Range Faucet 1/2" Inlet	\$99.98	\$2399.52	24	54.0

Replacement Parts:

	Item #	Description	Price EA	Price CS	PCS/Case	lbs/Case
	FLO-122	B-Handle, Cold, with Blue index	\$11.98	\$799.60	20	1.0
	FLO-104	Stem Check Unit with B-handle, for Chinese Wok Faucet	\$15.98	\$399.60	20	2.0

Service Sink Faucet

Features

Service Sink Faucet with Support Bracket






- 8" center heavy duty quality
- Integrated spring check valves
- Built-in vacuum breaker
- 6-1/2" Spout with 3/4" hose thread
- Wall bracket with 12" rod
- 1/2" NPT female inlets
- Full replacement parts available




FLO-840

Item #	Description	Price EA
FLO-840	Service Sink Faucet with Support Bracket	\$246.71

Replacement Parts:

	Item #	Description	Price EA	Price CS	PCS/Case	lbs/Case
	FLO-102	Stem Check Unit, with B-handle and blue index for heavy duty 8 & 9-Series	\$38.23	\$764.60	20	11.0
	FLO-103	Stem Check Unit, with B-handle and blue index for heavy duty 8 & 9-Series	\$38.23	\$764.60	20	11.0
	FLO-122	B-Handle, Cold with Blue index	\$9.98	\$199.60	20	3.0
	FLO-123	B-Handle, Hot with Red index	\$9.98	\$199.60	20	3.0
	FLO-841PT	Vacuum Breaker Repair Kit	\$24.84	N/A	N/A	N/A


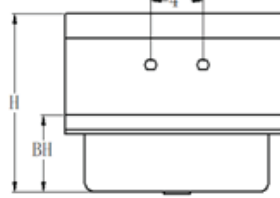
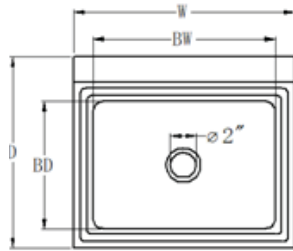


MET Stainless Steel

Wall Mount Hand Sinks


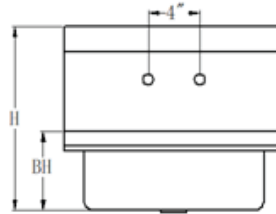
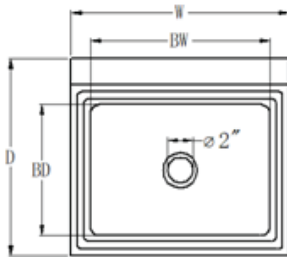
Description

- 6" height backsplash with 2" return
- 304 S/S sink top and bowl
- Z-clip mounting bracket included
- 4" wall mounted faucet and 1-1/2" drainer included
- NSF listed



HS-1517S

Item #	D x W x H	BD x BW x BH	S	Weight	Price
HS-1512S	15-3/4" x 12" x 14"	9" x 9" x 3-3/4"	8-1/2"	7 lbs	\$261.80
HS-1517S	15-3/4" x 17" x 14"	10" x 14" x 6"	8-1/2"	13 lbs	\$283.80



HS-1517BS

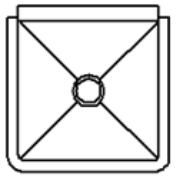
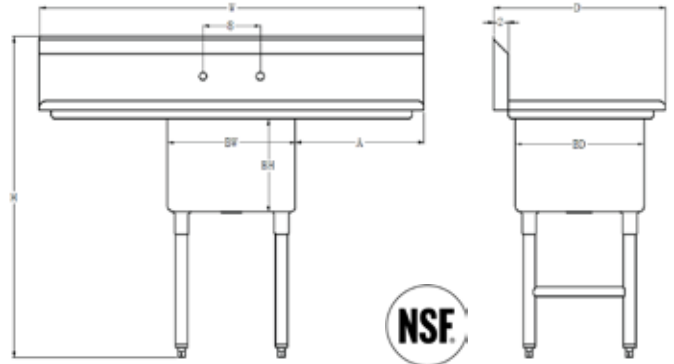
Item #	D x W x H	BD x BW x BH	S	Weight	Price
HS-1512BS	15-3/4" x 12" x 14"	9" x 9" x 3-3/4"	8-1/2"	10 lbs	\$261.80
HS-1517BS	15" x 17" x 14"	10" x 14" x 6"	8-1/2"	16 lbs	\$283.80

Compartment Sinks

1-Compartment

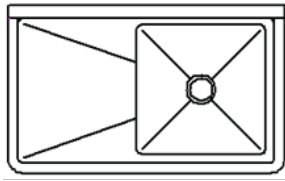
Description

- 11-1/2" height backsplash
- 304 S/S 16Ga. or 18 Ga. sink top and bowl
- 8" O.C. splash mount faucet hole
- 3-1/2" strainer hole, drain basket included
- Stainless steel legs with side cross bracing
- NSF listed



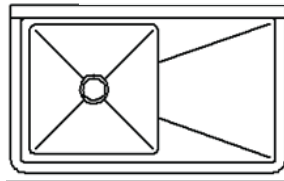
N

No Drain Board



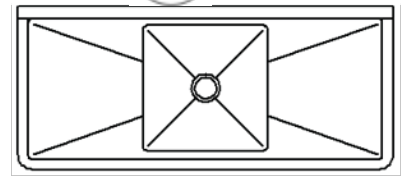
L

Left Drain Board



R

Right Drain Board



D

Left & Right Drain Board



1-Compartment Sink without Drain Board

Item #	D x W x H	BD x BW x BH	Gauge	Weight	Price
SE-15151N	18-5/8" x 18-1/4" x 43-7/8"	15" x 15" x 13"	18	27 lbs	\$657.80
SE-18181N	21-5/8" x 21-1/4" x 43-7/8"	18" x 18" x 13"	18	31 lbs	\$657.80
SEH-20201N	26" x 23-1/4" x 45"	20" x 20" x 14"	16	41 lbs	\$877.80
SEH-24241N	27-5/8" x 27-1/4" x 43-7/8"	24" x 24" x 13"	16	48 lbs	\$1097.80



1-Compartment Sink with Left Drain Board

Item #	D x W x H	BD x BW x BH	A	Gauge	Weight	Price
SE-15151L	21" x 33" x 45"	15" x 15" x 12"	15"	18	33 lbs	\$723.80
SE-18181L	24" x 39" x 45"	18" x 18" x 12"	18"	18	42 lbs	\$833.80
SEH-20201L	26" x 43" x 45"	20" x 20" x 14"	20"	16	56 lbs	\$1097.80
SEH-24241L	30" x 51" x 45"	24" x 24" x 14"	24"	16	71 lbs	\$1229.80



1-Compartment Sink with Right Drain Board

Item #	D x W x H	BD x BW x BH	A	Gauge	Weight	Price
SE-15151R	21" x 33" x 45"	15" x 15" x 12"	15"	18	33 lbs	\$723.80
SE-18181R	24" x 39" x 45"	18" x 18" x 12"	18"	18	42 lbs	\$833.80
SEH-20201R	26" x 43" x 45"	20" x 20" x 14"	20"	16	56 lbs	\$1097.80
SEH-24241R	30" x 51" x 45"	24" x 24" x 14"	24"	16	71 lbs	\$1229.80



1-Compartment Sink with Left & Right Drain Board

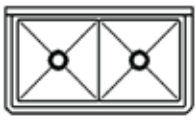
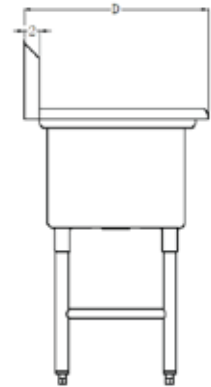
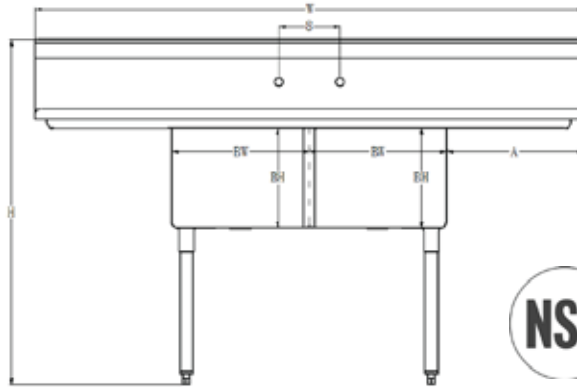
Item #	D x W x H	BD x BW x BH	A	Gauge	Weight	Price
SE-15151D	21" x 45" x 45"	15" x 15" x 12"	15"	18	41 lbs	\$811.80
SE-18181D	24" x 54" x 45"	18" x 18" x 12"	18"	18	52 lbs	\$877.80
SEH-24241D	30" x 72" x 45"	24" x 24" x 14"	24"	16	86 lbs	\$1449.80

Compartment Sinks

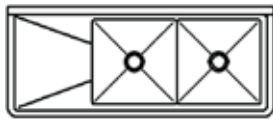
2-Compartment

Description

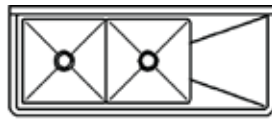
- 11-1/2" height backsplash
- 304 S/S 16Ga. or 18 Ga. sink top and bowl
- 8" OC splash mount faucet hole
- 3-1/2" strainer hole, drain basket included
- Stainless steel legs with side cross bracing
- NSF listed



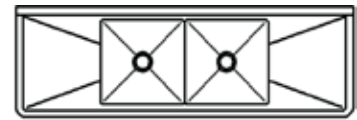
N
No Drain Board



L
Left Drain Board



R
Right Drain Board



D
Left & Right Drain Board



2-Compartment Sink without Drain Board

Item #	D x W x H	BD x BW x BH	Gauge	Weight	Price
SE-18182N	24" x 42" x 45"	18" x 18" x 12"	18	55 lbs	\$1097.80
SEH-24242N	30" x 54" x 45"	24" x 24" x 12"	16	96 lbs	\$1537.80



2-Compartment Sink with Left Drain Board

Item #	D x W x H	BD x BW x BH	A	Gauge	Weight	Price
SE-18182L	24" x 57" x 45"	18" x 18" x 12"	18"	18	62 lbs	\$1317.80
SEH-24242L	30" x 75" x 45"	24" x 24" x 14"	24"	16	110 lbs	\$1669.80



2-Compartment Sink with Right Drain Board

Item #	D x W x H	BD x BW x BH	A	Gauge	Weight	Price
SE-18182R	24" x 57" x 45"	18" x 18" x 12"	18"	18	62 lbs	\$1317.80
SEH-24242R	30" x 75" x 45"	24" x 24" x 14"	24"	16	110 lbs	\$1669.80



2-Compartment Sink with Left & Right Drain Board

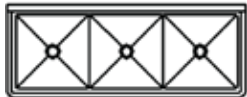
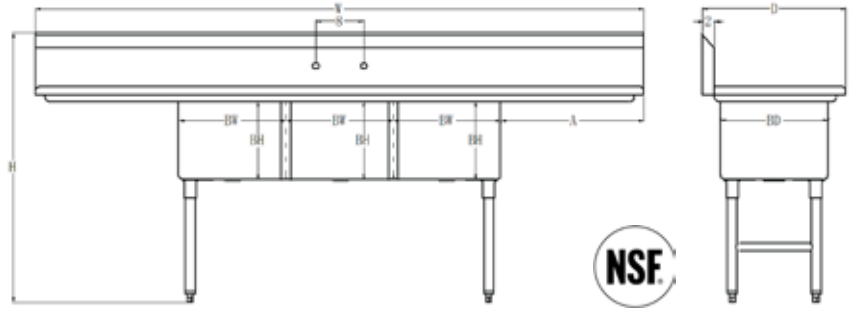
Item #	D x W x H	BD x BW x BH	A	Gauge	Weight	Price
SE-18182D	24" x 72" x 45"	18" x 18" x 12"	18"	18	69 lbs	\$1537.80
SEH-24242D	30" x 96" x 45"	24" x 24" x 14"	24"	16	125 lbs	\$1889.80

Compartment Sinks

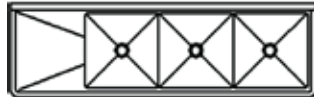
3-Compartment

Description

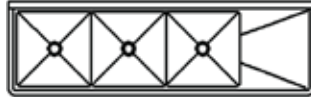
- 11-1/2" height backsplash
- 304 S/S 16Ga. or 18 Ga. sink top and bowl
- 8" OC splash mount faucet hole
- 3-1/2" strainer hole, drain basket included
- Stainless steel legs with side cross bracing
- NSF listed



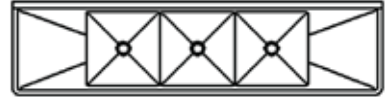
N
No Drain Board



L
Left Drain Board



R
Right Drain Board



D
Left & Right Drain Board



3-Compartment Sink without Drain Board

Item #	D x W x H	BD x BW x BH	Gauge	Weight	Price
SE-18183N	24" x 60" x 45"	18" x 18" x 12"	18	74 lbs	\$1647.80
SEH-24243N	30" x 78" x 45"	24" x 24" x 12"	18	134 lbs	\$2417.80



3-Compartment Sink with Left Drain Board

Item #	D x W x H	BD x BW x BH	A	Gauge	Weight	Price
SE-15153L	21" x 36" x 45"	15" x 15" x 12"	15"	18	68 lbs	\$1471.80
SE-18183L	24" x 75" x 45"	18" x 18" x 12"	18"	18	82 lbs	\$1757.80
SEH-24243L	30" x 99" x 45"	24" x 24" x 14"	24"	16	149 lbs	\$2637.80



3-Compartment Sink with Right Drain Board

Item #	D x W x H	BD x BW x BH	A	Gauge	Weight	Price
SE-15153R	21" x 36" x 45"	15" x 15" x 12"	15"	18	68 lbs	\$1471.80
SE-18183R	24" x 75" x 45"	18" x 18" x 12"	18"	18	82 lbs	\$1757.80
SEH-24243R	30" x 99" x 45"	24" x 24" x 14"	24"	16	149 lbs	\$2637.80



3-Compartment Sink with Left & Right Drain Board

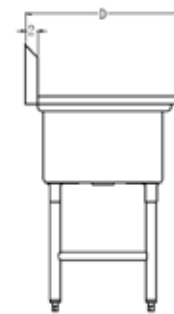
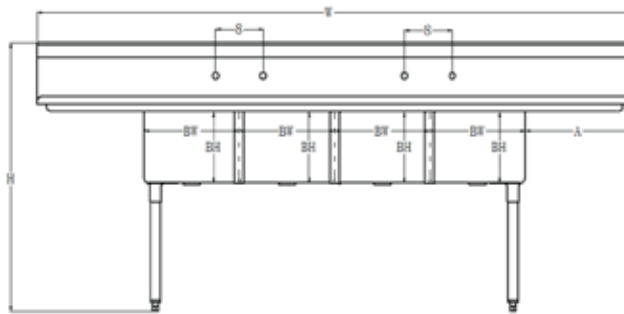
Item #	D x W x H	BD x BW x BH	A	Gauge	Weight	Price
SE-15153D	21" x 75" x 45"	15" x 15" x 12"	15"	18	74 lbs	\$1537.80
SE-18183D	24" x 90" x 45"	18" x 18" x 12"	18"	18	90 lbs	\$1977.80
SE-18183D24	24" x 102" x 45"	18" x 18" x 12"	24"	18	96 lbs	\$2247.50
SE-16203D18	26" x 84" x 45"	20" x 16" x 12"	18"	18	90 lbs	\$1867.80
SE-16203D24	26" x 96" x 45"	20" x 16" x 12"	24"	18	96 lbs	\$1977.80
SEH-20203D	26" x 100" x 45"	20" x 20" x 14"	18"	16	132 lbs	\$2417.80
SEH-24243D	30" x 120" x 45"	24" x 24" x 14"	24"	16	164 lbs	\$2857.80

Compartment Sinks

4-Compartment Sink

Description

- 11-1/2" height backsplash
- 304 S/S 16Ga. or 18 Ga. sink top and bowl
- 8" OC splash mount faucet hole
- 3-1/2" strainer hole, drain basket included
- Stainless steel legs with side cross bracing
- NSF listed



4-Compartment Sink with Left & Right Drain Board

Item #	D x W x H	BD x BW x BH	A	Gauge	Weight	Price
SE-16204D18	26" x 100" x 45"	20" x 16" x 12"	18"	18	109 lbs	\$2197.80

Prep Table with Sink



- 304 S/S 18 Ga. table top and sink bowl
- 6" backsplash
- 4" OC deck mount faucet hole
- 3-1/2" strainer hole, strainer included
- Stainless steel under shelf
- Adjustable S/S bullet feet
- NSF listed

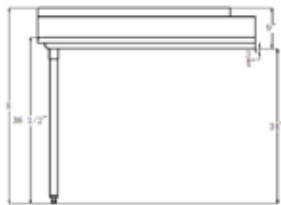
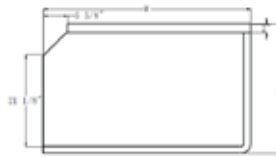

Prep Table with Sink

Item #	D x W x H	Sink Bowl	Weight	Price
WTPS-3048L	30" x 48" x 35"	Left	81 lbs	\$1317.80
WTPS-3048R	30" x 48" x 35"	Right	81 lbs	\$1317.80
WTPS-3060L	30" x 60" x 35"	Left	94 lbs	\$1537.80
WTPS-3060R	30" x 60" x 35"	Right	94 lbs	\$1537.80
WTPS-3072L	30" x 72" x 35"	Left	106 lbs	\$1757.80
WTPS-3072R	30" x 72" x 35"	Right	106 lbs	\$1757.80

Dish Tables

Clean Dish Tables

- 9" height backsplash
- 304 S/S 16 Ga. table top
- Stainless steel legs with side cross bracing
- NSF listed



L
Left Side Model

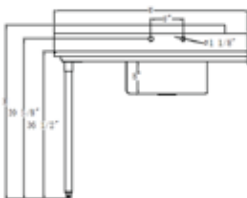
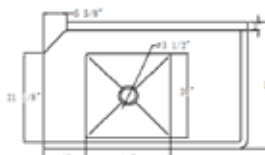
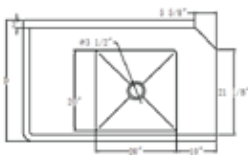


R
Right Side Model

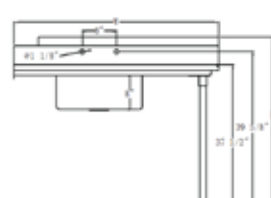
Item #	D x W x H	Weight	Price
CDT-24L	30" x 24" x 43"	30 lbs	\$547.80
CDT-24R	30" x 24" x 43"	30 lbs	\$547.80
CDT-30L	30" x 30" x 43"	34 lbs	\$613.80
CDT-30R	30" x 30" x 43"	34 lbs	\$613.80
CDT-36L	30" x 36" x 43"	38 lbs	\$657.80
CDT-36R	30" x 36" x 43"	38 lbs	\$657.80
CDT-48L	30" x 48" x 43"	50 lbs	\$767.80
CDT-48R	30" x 48" x 43"	50 lbs	\$767.80
CDT-60L	30" x 60" x 43"	60 lbs	\$877.80
CDT-60R	30" x 60" x 43"	60 lbs	\$877.80
CDT-72L	30" x 72" x 43"	68 lbs	\$987.80
CDT-72R	30" x 72" x 43"	68 lbs	\$987.80

Soiled Dish Tables

- 9" height backsplash
- 304 S/S 16 Ga. table top and sink bowl
- 20"L x 20"W x 8"H bowl size
- 8"OC splash mount faucet hole
- 3-1/2" strainer hole, strainer included
- Stainless steel legs with side cross bracing
- NSF listed



L
Left Side Model



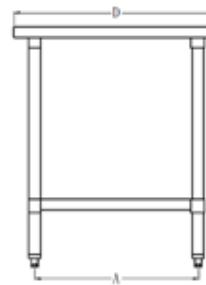
R
Right Side Model

Item #	D x W x H	Weight	Price
SDT-30L	30" x 30" x 43"	48 lbs	\$877.80
SDT-30R	30" x 30" x 43"	48 lbs	\$877.80
SDT-36L	30" x 36" x 43"	53 lbs	\$943.80
SDT-36R	30" x 36" x 43"	53 lbs	\$943.80
SDT-48L	30" x 48" x 43"	57 lbs	\$1097.80
SDT-48R	30" x 48" x 43"	57 lbs	\$1097.80
SDT-60L	30" x 60" x 43"	69 lbs	\$1207.80
SDT-60R	30" x 60" x 43"	69 lbs	\$1207.80
SDT-72L	30" x 72" x 43"	79 lbs	\$1317.80
SDT-72R	30" x 72" x 43"	79 lbs	\$1317.80

Work Tables

Economy Work Tables - 18 Ga.

- 430 S/S 18 Ga. table top
- 18 Ga. galvanized undershelf
- Table top reinforced with hat channel
- Galvanized legs with adjustable plastic bullet feet
- All work table uses 4 legs
- Shipped knocked-down in a box
- NSF listed



18 Ga. Economy Work Table 403 S/S top with Galvanized Undershelf

Item #	D x W x H	A	B	Weight	Price
WTE-2424	24" x 24" x 35"	18"	17-1/8"	34 lbs	\$239.80
WTE-2430	24" x 30" x 35"	18"	23-3/8"	39 lbs	\$261.80
WTE-2436	24" x 36" x 35"	18"	29-3/8"	45 lbs	\$283.80
WTE-2448	24" x 48" x 35"	18"	41-3/8"	53 lbs	\$305.80
WTE-2460	24" x 60" x 35"	18"	53-3/8"	63 lbs	\$349.80
WTE-2472	24" x 72" x 35"	18"	65-3/8"	79 lbs	\$393.80
WTE-3012	30" x 12" x 35"	24"	7-1/8"	24 lbs	\$209.00
WTE-3015	30" x 15" x 35"	24"	10-1/8"	28 lbs	\$217.80
WTE-3018	30" x 18" x 35"	24"	13-1/8"	34 lbs	\$231.00
WTE-3030	30" x 30" x 35"	24"	23-3/8"	46 lbs	\$283.80
WTE-3036	30" x 36" x 35"	24"	29-3/8"	54 lbs	\$305.80
WTE-3048	30" x 48" x 35"	24"	41-3/8"	65 lbs	\$349.80
WTE-3060	30" x 60" x 35"	24"	53-3/8"	79 lbs	\$415.80
WTE-3072	30" x 72" x 35"	24"	65-3/8"	34 lbs	\$459.80

Work Tables - Heavy Duty

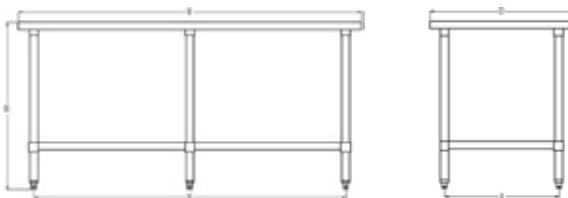
Item #	D x W x H	A	Weight	Price
WTH-2430	24" x 30" x 35"	18"	42 lbs	\$503.80
WTH-2436	24" x 36" x 35"	18"	48 lbs	\$547.80
WTH-2448	24" x 48" x 35"	18"	58 lbs	\$613.80
WTH-2460	24" x 60" x 35"	18"	69 lbs	\$723.80
WTH-2472	24" x 72" x 35"	18"	86 lbs	\$877.80
WTH-2496	24" x 96" x 35"	18"	110 lbs	\$1163.80
WTH-3024	30" x 24" x 35"	24"	42 lbs	\$481.80
WTH-3030	30" x 30" x 35"	24"	50 lbs	\$525.80
WTH-3036	30" x 36" x 35"	24"	57 lbs	\$613.80
WTH-3048	30" x 48" x 35"	24"	70 lbs	\$657.80
WTH-3060	30" x 60" x 35"	24"	83 lbs	\$767.80
WTH-3072	30" x 72" x 35"	24"	105 lbs	\$943.80
WTH-3096	30" x 96" x 35"	24"	141 lbs	\$1273.80

- 304 S/S 16 Ga. table top
- 430 S/S 18 Ga. undershelf
- Table top reinforced with hat channel
- S/S legs with adjustable S/S bullet feet
- Work table 72" & over in length uses 6 legs
- Shipped knocked-down in a box
- NSF listed



Work Tables - 18 Ga.

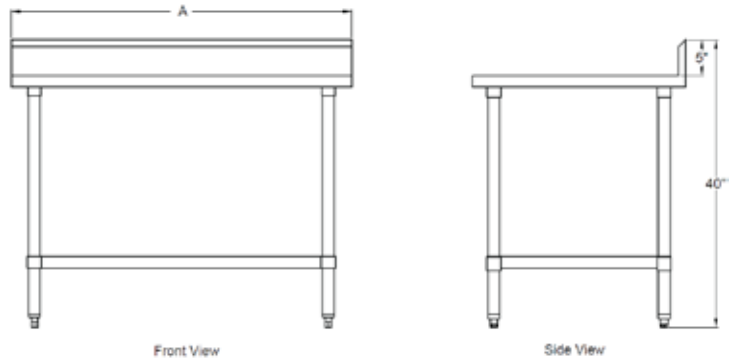
- 430 S/S 18 Ga. table top & undershelf
- Table top reinforced with hat channel
- S/S legs with adjustable S/S bullet feet
- Work table 72" & over in length uses 6 legs
- Shipped knocked-down in a box
- NSF listed



Item #	D x W x H	A	Weight	Price
WT-2412	24" x 12" x 35"	18"	22 lbs	\$283.80
WT-2415	24" x 15" x 35"	18"	25 lbs	\$305.80
WT-2418	24" x 18" x 35"	18"	29 lbs	\$327.80
WT-2424	24" x 24" x 35"	18"	34 lbs	\$371.80
WT-2430	24" x 30" x 35"	18"	39 lbs	\$393.80
WT-2436	24" x 36" x 35"	18"	45 lbs	\$415.80
WT-2448	24" x 48" x 35"	18"	53 lbs	\$481.80
WT-2460	24" x 60" x 35"	18"	63 lbs	\$481.80
WT-2472	24" x 72" x 35"	18"	79 lbs	\$591.80
WT-2496	24" x 96" x 35"	18"	96 lbs	\$877.80
WT-3012	30" x 12" x 35"	24"	24 lbs	\$305.80
WT-3015	30" x 15" x 35"	24"	28 lbs	\$319.00
WT-3018	30" x 18" x 35"	24"	34 lbs	\$327.80
WT-3024	30" x 24" x 35"	24"	38 lbs	\$349.80
WT-3030	30" x 30" x 35"	24"	46 lbs	\$393.80
WT-3036	30" x 36" x 35"	24"	54 lbs	\$415.80
WT-3048	30" x 48" x 35"	24"	65 lbs	\$481.80
WT-3060	30" x 60" x 35"	24"	79 lbs	\$547.80
WT-3072	30" x 72" x 35"	24"	98 lbs	\$657.80
WT-3084	30" x 84" x 35"	24"	116 lbs	\$811.80
WT-3096	30" x 96" x 35"	24"	130 lbs	\$921.80

Work Tables with Backsplash


- 304 S/S 16 Ga. table top
- 430 S/S 18 Ga. undershelf
- 5" backspalsh
- Table top reinforced with hat channel
- S/S legs with adjustable S/S bullet feet
- Work table 72" & over in length uses 6 legs
- Shipped knocked-down in a box
- NSF listed



Work Table with 5" Backsplash				
Item #	D x W x H	A	Weight	Price
WTHB-3024	30" x 24" x 43"	24"	47 lbs	\$503.80
WTHB-3036	30" x 36" x 43"	36"	58 lbs	\$593.80
WTHB-3048	30" x 48" x 43"	48"	73 lbs	\$723.80
WTHB-3060	30" x 60" x 43"	60"	89 lbs	\$877.80
WTHB-3072	30" x 72" x 43"	72"	109 lbs	\$1031.80
WTHB-3096	30" x 96" x 43"	96"	145 lbs	\$1405.80

S/S Work Table Undershef

- 430 S/S 18 Ga. undershef
- Fits MET WTHB, WTH, WT series work table
- NSF listed

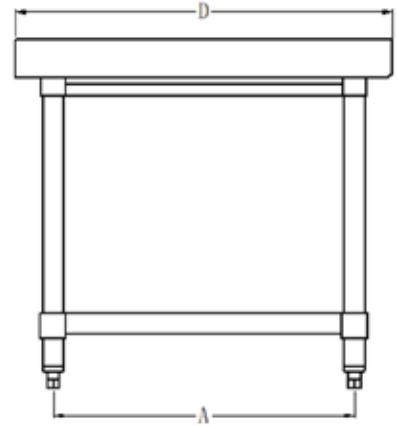
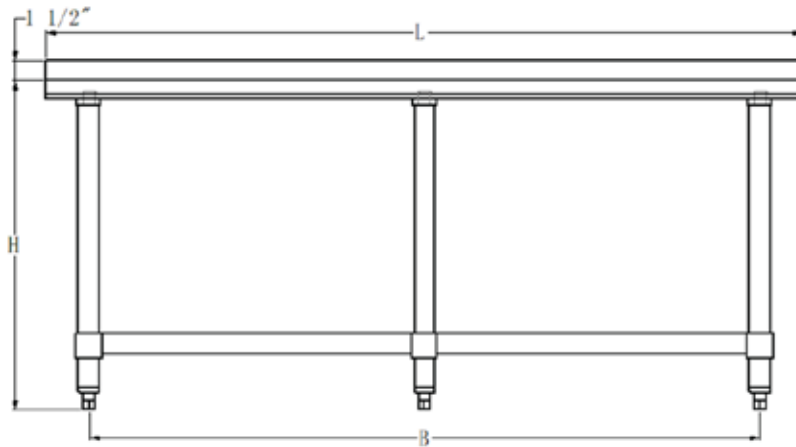


WT-US2472
WT-US3072
WT-US3096

Item #	D x W x H	Fit Table Size	Weight	Price
WT-US2430	19-4/5" x 25-1/3" x 2"	24" x 30"	10 lbs	\$173.80
WT-US2436	19-4/5" x 31-1/3" x 2"	24" x 36"	12 lbs	\$195.80
WT-US2448	19-4/5" x 43-1/3" x 2"	24" x 48"	16 lbs	\$217.80
WT-US2460	19-4/5" x 55-1/3" x 2"	24" x 60"	20 lbs	\$239.80
WT-US2472	19-4/5" x 67-1/3" x 2"	24" x 72"	25 lbs	\$283.80
WT-US3030	25-4/5" x 25-1/3" x 2"	30" x 30"	13 lbs	\$195.80
WT-US3036	25-4/5" x 31-1/3" x 2"	30" x 36"	15 lbs	\$217.80
WT-US3048	25-4/5" x 43-1/3" x 2"	30" x 48"	20 lbs	\$239.80
WT-US3060	25-4/5" x 55-1/3" x 2"	30" x 60"	25 lbs	\$283.80
WT-US3072	25-4/5" x 67-1/3" x 2"	30" x 72"	30 lbs	\$327.80
WT-US3096	25-4/5" x 91-1/3" x 2"	30" x 96"	46 lbs	\$437.80

Equipment Stand

- 304 S/S 16 Ga. table top
- Table top is built 3-sided 1.5" turn up
- Table top is reinforced with hat channel
- S/S legs with adjustable S/S bullet feet
- Equipment stand with 60" & over in length uses 6 legs
- Shipped knocked-down in a box
- NSF listed



18 Ga. 430 S/S Equipment Stand					
Item #	D x W x H	A	B	Weight	Price
ES-3012	30" x 12" x 26"	24"	7	27 lbs	\$283.80
ES-3018	30" x 18" x 26"	24"	13-1/3	35 lbs	\$305.80
ES-3024	30" x 24" x 26"	24"	17-1/2	40 lbs	\$371.80
ES-3036	30" x 36" x 26"	24"	29-1/2	52 lbs	\$437.80
ES-3048	30" x 48" x 26"	24"	41-1/2	68 lbs	\$569.80
ES-3060	30" x 60" x 26"	24"	53-1/2	88 lbs	\$701.80
ES-3072	30" x 72" x 26"	24"	65-1/2	101 lbs	\$767.80

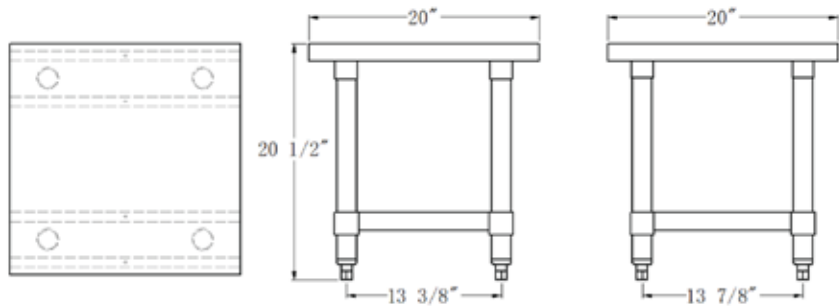


- For Vulcan Chip Warmer model VCW



Portable Chip Warmer Stand		
Item #	Weight	Price
ES-27VCW	43 lbs	\$877.80

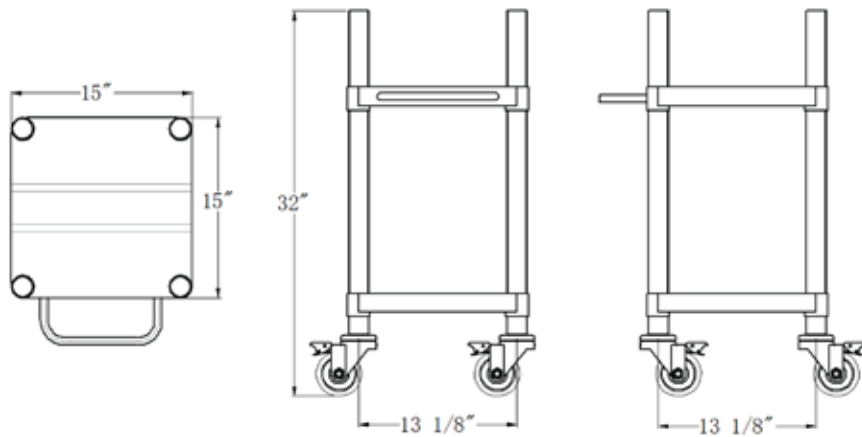
Rice Cooker Stand



- 430 S/S 18 Ga. table top & undershelf
- Table top reinforced with hat channel
- S/S leg with adjustable S/S bullet feet
- Shipped knocked-down in a box
- NSF listed

Rice Cooker Stand 18 Ga. 430 S/S			
Item #	D x W x H	Weight	Price
ES-20	20" x 20" x 20-1/2"	24 lbs	\$261.80

Rice Warmer Cart



- 430 S/S 18 Ga. table top & undershelf
- S/S leg with 4" caster with break
- Shipped knocked-down in a box
- NSF listed

Rice Warmer Cart 18 Ga. 430 S/S			
Item #	D x W x H	Weight	Price
ES-15	15" x 15" x 32"	29 lbs	\$437.80

S/S Wall Shelves

- 430 S/S 18 Ga.
- S/S mounting brackets included
- Shipped knocked-down in a box
- Units with pot rack comes with double pot hooks
- NSF listed



S/S Wall Shelves


Item #	D x W x H	Brackets	Weight	Price
WS-1424	14" x 24" x 9-1/2"	2	9 lbs	\$97.50
WS-1430	14" x 30" x 9-1/2"	2	11 lbs	\$112.50
WS-1436	14" x 36" x 9-1/2"	2	12 lbs	\$129.80
WS-1448	14" x 48" x 9-1/2"	3	16 lbs	\$122.50
WS-1460	14" x 60" x 9-1/2"	3	20 lbs	\$187.50
WS-1472	14" x 72" x 9-1/2"	3	23 lbs	\$222.50
WS-1824	18" x 24" x 9-1/2"	2	12 lbs	\$172.50
WS-1830	18" x 30" x 9-1/2"	2	14 lbs	\$197.50
WS-1836	18" x 36" x 9-1/2"	2	16 lbs	\$222.50
WS-1848	18" x 48" x 9-1/2"	3	20 lbs	\$247.50
WS-1860	18" x 60" x 9-1/2"	3	24 lbs	\$297.50
WS-1872	18" x 72" x 9-1/2"	3	28 lbs	\$347.50

S/S Wall Shelves with Pot Rack

Item #	D x W	Brackets	Hooks	Price
WSP-1524	15" x 24"	2	4	\$172.50
WSP-1530	15" x 30"	2	5	\$197.50
WSP-1536	15" x 36"	2	6	\$222.50
WSP-1548	15" x 48"	3	8	\$272.50
WSP-1560	15" x 60"	3	10	\$297.50
WSP-1572	15" x 72"	3	12	\$322.50
WSP-1584	15" x 84"	4	14	\$422.50
WSP-1596	15" x 96"	4	16	\$472.50

Microwave Oven Shelf

- 430 S/S 18 Ga. shelf
- S/S mounting brackets included
- Shipped knocked-down in a box
- NSF listed



Item #	D x W x H	Brackets	Weight	Price
MS-2418	18" x 24" x 14"	2	14 lbs	\$173.80

Slanted Wall Shelf

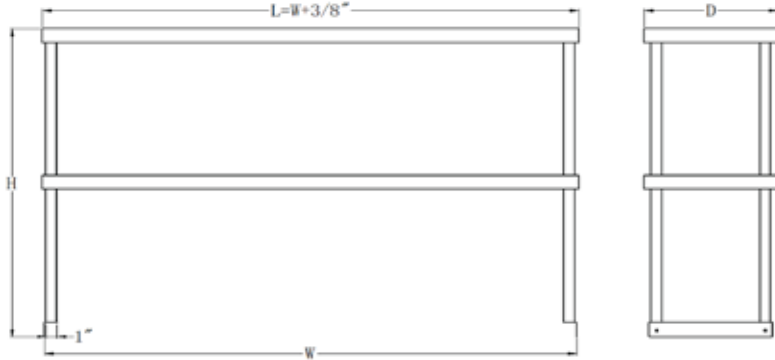
- 430 S/S 18 Ga. shelf
- S/S mounting brackets included
- Drain on the left
- Shipped knocked-down in a box
- NSF listed



Item #	D x W x H	# of Brackets	Weight	Price
SW-2122	22" x 21" x 15-1/2"	2	15 lbs	\$217.80
SW-4222	22" x 42" x 15-1/2"	2	25 lbs	\$327.80
SW-6322	22" x 63" x 15-1/2"	2	35 lbs	\$437.80

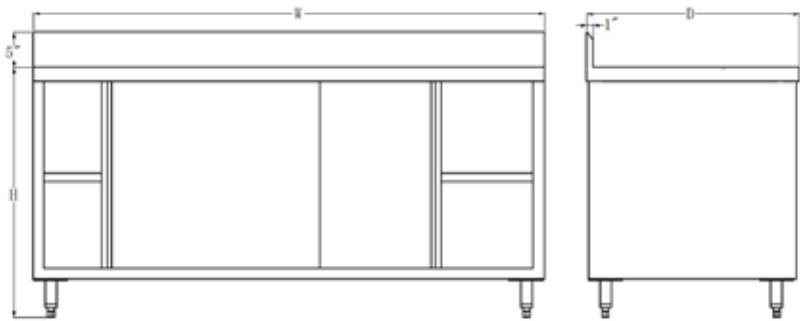
S/S Double Overshelf

- 430 S/S 18 Ga. table top & undershelf
- S/S post, adjustable lower shelf
- L-shaped table mounting bracket
- Shipped knocked-down in a box
- NSF listed



Item #	D x W x H	Weight	Price
DOS-1436	14" x 36" x 32"	30 lbs	\$393.80
DOS-1448	14" x 48" x 32"	36 lbs	\$437.80
DOS-1460	14" x 60" x 32"	41 lbs	\$481.80
DOS-1472	14" x 72" x 32"	47 lbs	\$547.80
DOS-1836	18" x 36" x 32"	35 lbs	\$481.80
DOS-1848	18" x 48" x 32"	42 lbs	\$525.80
DOS-1860	18" x 60" x 32"	49 lbs	\$569.80
DOS-1872	18" x 72" x 32"	56 lbs	\$635.80

S/S Cabinet

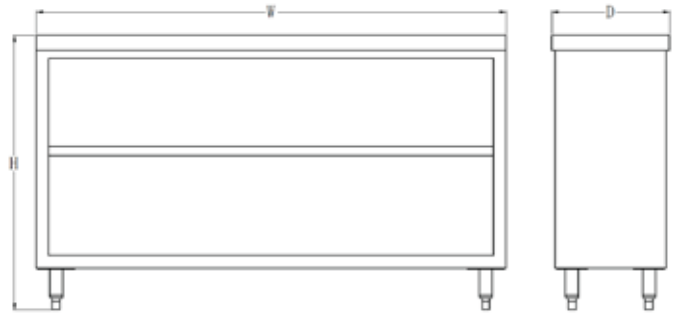


- 304 S/S 16 Ga. Top
- 430 S/S 18 Ga. body panels & shelf
- 5" backsplash
- Intermediate shelf & sliding doors
- Heavy duty adjustable S/S bullet feet
- Shipped knocked-down in a box
- NSF listed

Item #	D x W x H	Weight	Price
CTD-3036	30" x 36" x 35"	165 lbs	\$2197.80
CTD-3048	30" x 48" x 35"	204 lbs	\$2417.80
CTD-3060	30" x 60" x 35"	241 lbs	\$2637.80
CTD-3072	30" x 72" x 35"	279 lbs	\$2857.80

S/S Dish Cabinet

- 430 S/S 18 Ga. top
- 430 S/S 22 Ga. body panels & shelf
- Intermediate shelf
- Heavy duty adjustable S/S bullet feet
- Shipped knocked-down in a box
- NSF listed



Item #	D x W x H	Weight	Price
CDN-1536	15" x 36" x 35"	57 lbs	\$723.80
CDN-1548	15" x 48" x 35"	71 lbs	\$833.80
CDN-1560	15" x 60" x 35"	83 lbs	\$921.80
CDN-1572	15" x 72" x 35"	92 lbs	\$965.80

Tubular Dish Drainage Shelf



- Wall mount drainage shelf
- Stainless steel construction
- Mounting bolts included
- NSF listed

Item #	D x W	Weight	O.D. Tubing size	Price
TDDS-2415	15" x 24"	12 lbs	1-5/8"	\$283.80
TDDS-3615	15" x 36"	16 lbs		\$327.80
TDDS-4815	15" x 48"	22 lbs		\$371.80
TDDS-6015	15" x 60"	30 lbs		\$415.80
TDDS-7215	15" x 72"	40 lbs		\$459.80

Beverage Table with Urn Troughs




- Built-in urn trough with drain
- 16 gauge stainless steel top
- 18 guage stainless steel body
- 5" riser backsplash with standard electric outlet
- Stainless steel legs
- NSF listed

Item #	D x W	Weight	# of adjustable shelf	Price
BEV-3036	30" x 36"	171 lbs	1	\$2637.80
BEV-3048	30" x 48"	211 lbs	1	\$2637.80
BEV-3060	30" x 60"	251 lbs	1	\$2857.80
BEV-3072	30" x 72"	291 lbs	1	\$3077.80

Pot Racks

Ceiling Mount Pot Racks




- Ceiling hung pot racks
- Triple bar design
- Stainless steel construction
- 24" plated hanging chains included
- NSF Listed

Item #	D x W	Hooks	Price
PRC-36	22" x 36"	12	\$591.80
PRC-48	22" x 48"	14	\$657.80
PRC-60	22" x 60"	18	\$745.80
PRC-72	22" x 72"	22	\$811.80

Wall Mount Pot Racks

- Wall mount pot racks
- Double bar design
- Stainless steel construction
- NSF Listed

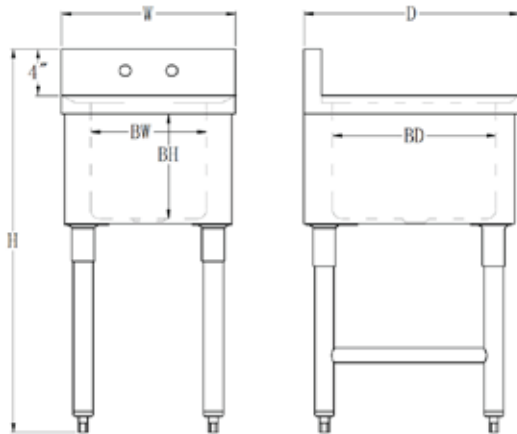


Item #	D x W	Hooks	Price
PRW-36	12" x 36"	12	\$437.80
PRW-48	12" x 48"	14	\$525.80
PRW-60	12" x 60"	18	\$569.80
PRW-72	12" x 72"	22	\$635.80

Sinks

Dump Sink

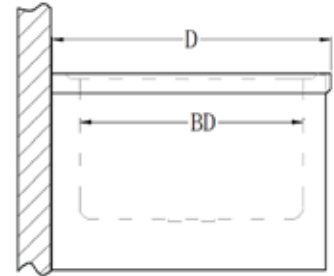
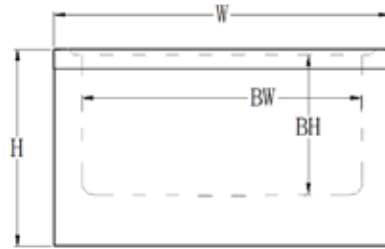
- 304 S/S 20 Ga. sink top & bowl
- 430 S/S front & side panels
- 4" backsplash
- S/S legs with side cross bracing
- One compartment, no drain boards
- 4" wall mounted faucet & 1-1/2" drainer included
- NSF listed



Item #	D x W x H	# of Sink Bowl	# of Drain Board	BD x BW x BH	Weight	Price
UBS-118	18-1/2" x 15" x 33"	1	0	14" x 10" x 10"	39 lbs	\$789.80

Mop Sink

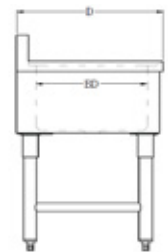
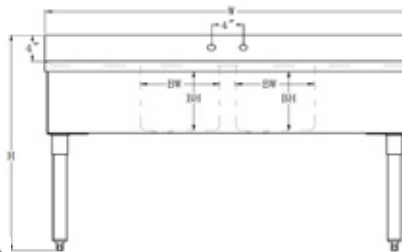
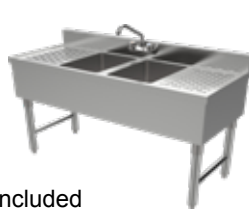
- 304 S/S 18 Ga. sink top & bowl
- 304 S/S 18 Ga. body panels
- NSF listed



Item #	D x W x H	BD x BW x BH	Weight	Price
SEM-201610	20" x 24" x 14"	16" x 20" x 10"	30 lbs	\$877.80
SEM-202010	24" x 24" x 14"	20" x 20" x 10"	35 lbs	\$1097.80

Bar Sink

- 304 S/S 20 Ga. sink top & bowl
- 430 S/S front & side panels
- 4" backsplash
- 12" left & right drain boards (with drain board models)
- S/S legs with side cross bracing
- 4" wall mounted faucet & 1-1/2" drainer included
- NSF listed

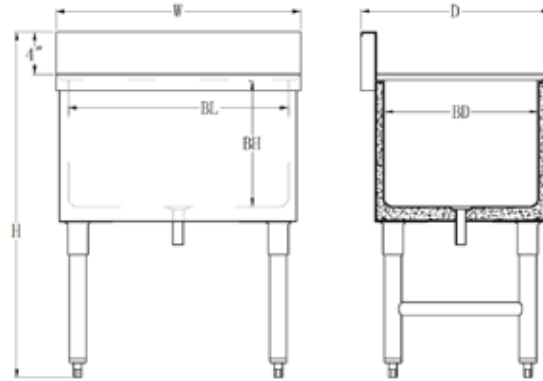


Item #	D x W x H	# of Sink Bowl	# of Drain Board	BD x BW x BH	Weight	Price
UBS-227	18-1/2" x 24" x 33"	2	0	14" x 10" x 10"	43 lbs	\$1449.80
UBS-246	18-1/2" x 46" x 33"	2	2	14" x 10" x 10"	51 lbs	\$1537.80
UBS-358	18-1/2" x 58" x 33"	3	2	14" x 10" x 10"	62 lbs	\$1757.80
UBS-470	18-1/2" x 70" x 33"	4	2	14" x 10" x 10"	78 lbs	\$1977.80

Underbar

Ice Bin

- 304 S/S 18 Ga. sink top & bowl
- 430 S/S front & side panels
- 4" back splash
- Poly foam insulation
- S/S legs with side cross bracing
- NSF listed



Item #	D x W x H	BD x BW x BH	Weight	Price
UBIB-1824	18-1/2" x 24" x 33"	15" x 21" x 12"	48 lbs	\$811.80
UBIB-1830	18-1/2" x 30" x 33"	15" x 27" x 12"	55 lbs	\$877.80
UBIB-1836	18-1/2" x 36" x 33"	15" x 33" x 12"	65 lbs	\$1009.80
UBIB-1848	18-1/2" x 48" x 33"	15" x 45" x 12"	79 lbs	\$1229.80
UBIB-1860	18-1/2" x 60" x 33"	15" x 57" x 12"	94 lbs	\$1317.80
UBIB-1872	18-1/2" x 72" x 33"	15" x 69" x 12"	108 lbs	\$1449.80

Ice Bin with Cold Plate

- 304 S/S construction
- S/S legs and sockets
- H shape weld leg bracing
- Approximately 96-98 lbs ice capacity
- 3" height back splash
- NSF listed

Item #	D x W x H	Bowl Depth	Cold Plate	Price
UBIB-247-CP	18-1/2" x 24" x 30"	12"	7-circuit cold plate	\$2417.80
UBIB-307-CP	18-1/2" x 30" x 30"	12"		\$2637.80
UBIB-367-CP	18-1/2" x 36" x 30"	12"		\$2857.80
UBIB-2410-CP	18-1/2" x 24" x 30"	12"	10-circuit cold plate	\$2857.80
UBIB-3010-CP	18-1/2" x 30" x 30"	12"		\$3077.80
UBIB-3610-CP	18-1/2" x 36" x 30"	12"		\$3297.80



Ice Bin Covers



- Ice bin sliding cover
- 18/304 stainless steel construction
- NSF listed


For Bins without Cold Plates				For Bins with Cold Plates			
Item #	Width	For Model	Price	Item #	Width	For Model	Price
IBSC-24	24"	UBIB-1824	\$217.80	IBSC-24-CP	24"	UBIB-247-CP UBIB-2410-CP	\$217.80
IBSC-30	30"	UBIB-1830	\$261.80	IBSC-30-CP	30"	UBIB-307-CP UBIB-3010-CP	\$261.80
IBSC-36	36"	UBIB-1836	\$305.80	IBSC-36-CP	36"	UBIB-367-CP UBIB-3610-CP	\$305.80
IBSC-48	48"	UBIB-1848	\$371.80				

Underbar Liquor Display

- 304 S/S 16 Ga. side panels
- 304 S/S 18 Ga. bottom & back panels
- 4" or 6" backsplash
- S/S legs with side cross bracing
- NSF listed



LQDR-1825
6" Backsplash

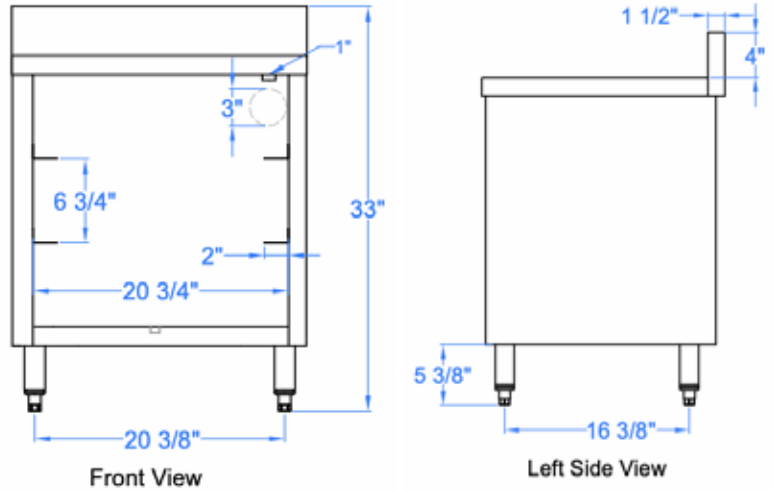


LQD-18

Item #	D x W x H	Weight	Price
LQD-12	21-1/8" x 12" x 33"	30 lbs	\$899.80
LQD-18	21-1/8" x 18" x 33"	35 lbs	\$943.80
LQD-24	21-1/8" x 24" x 33"	41 lbs	\$1031.80
LQD-30	21-1/8" x 30" x 33"	48 lbs	\$1097.80
LQD-36	21-1/8" x 36" x 33"	52 lbs	\$1185.80
LQDR-1825	25" x 18" x 30"	35.5 lbs	\$943.80
LQDR-2425	25" x 24" x 30"	41.2 lbs	\$1031.80
LQDR-3025	25" x 30" x 30"	47.1 lbs	\$1097.80
LQDR-3625	25" x 36" x 30"	53.1 lbs	\$1185.80

Glass Rack Station

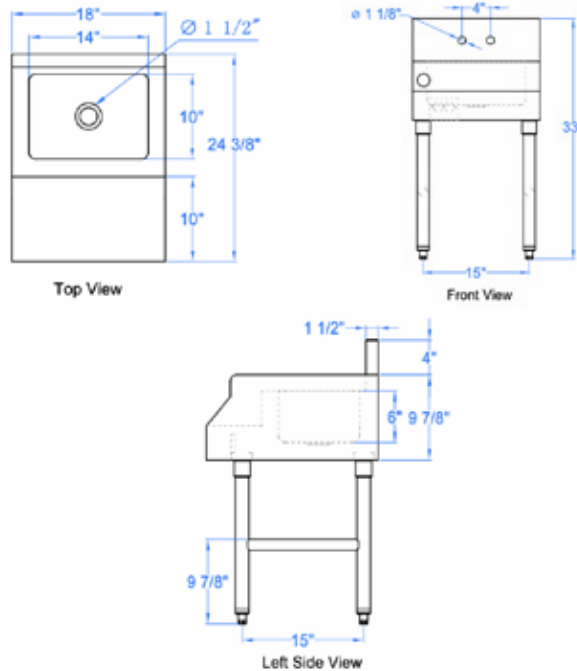
- 304 S/S 20 Ga. sink top drain board
- 430 S/S body & side panels
- 4" backsplash
- Heavy duty adjustable S/S bullet feet
- NSF listed



Item #	D x W x H	Weight	Price
UBGR-242	21-1/8" x 12" x 33"	50.9 lbs	\$943.80
UBGR-243	21-1/8" x 18" x 33"	50.6 lbs	\$943.80

Blender Station

- 304 S/S 20 Ga. sink top drain board
- 304 S/S body & side panels
- 4" backsplash
- Heavy duty adjustable S/S bullet feet
- 4" wall mounted faucet & 1-1/2" drainer included
- NSF listed



Item #	D x W x H	BD x BW x BH	Weight	Price
UBBS-1824	24-3/8" x 18" x 33"	10" x 12" x 6"	28 lbs	\$877.80

Keg Racks



KRA-60

- 3 tier keg racks
- Rear straps can be purchased separately
- 1-5/16" dia. aluminum post

Item #	D x W x H	# of Kegs	Price
KRA-42	20" x 42" x 76"	4	\$847.50
KRA-60	20" x 60" x 76"	6	\$997.50
KRA-72	20" x 72" x 76"	8	\$1147.50

Aluminum Rear Straps for Keg Racks

Item #	Description	Price
KRA-142	For 42" Keg Rack	\$172.50
KRA-160	For 60" Keg Rack	\$222.50
KRA-172	For 72" Keg Rack	\$247.50

Utility Carts



UBC-WS1836

- Wire utility cart
- 250 lbs capacity
- 3 shelves
- 4 swivel rubber casters with 2 brakes

Item #	D x W x H	Price
UBC-WS1836	18" x 36" x 38"	\$415.80
UBC-WS2142	21" x 42" x 33"	\$459.80



UBC-1624SH

- 3 shelves utility cart
- 16 gauge angle legs
- 18 gauge 304 S/S construction
- All welded
- 350 lbs capacity

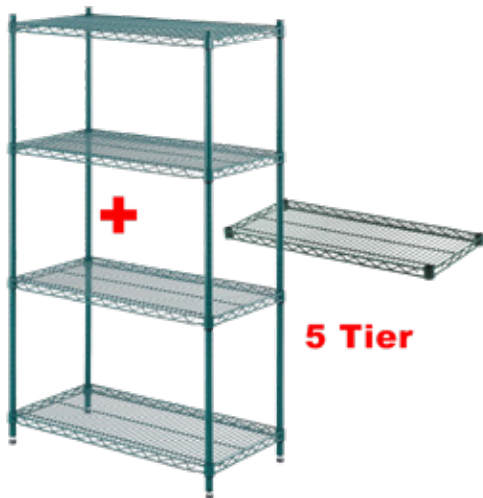
Item #	D x W x H	Price
UBC-1624SH	15-1/2" x 27" x 33-1/2"	\$459.80
UBC-1827SH	18" x 27" x 34"	\$547.80
UBC-2135SH	21" x 35" x 34"	\$657.80

Green Shelf

- 850 lbs capacity for shelves shorter than 60"
- 600 lbs capacity for 60" & above shelves
- 74" height posts
- 2 shelves per box (minimum order per box)
- 4 posts per box (minimum order per box)



GS1436 & 4-tiers demo



GS1436 & 5 tiers demo

Item #	D x W	Price EA
GS1424	14" x 24"	\$46.73
GS1436	14" x 36"	\$63.73
GS1448	14" x 48"	\$72.23
GS1460	14" x 60"	\$82.85
GS1824	18" x 24"	\$61.60
GS1830	18" x 30"	\$70.10
GS1836	18" x 36"	\$78.60
GS1848	18" x 48"	\$87.10
GS1860	18" x 60"	\$99.85
GS1872	18" x 72"	\$112.60
GS2436	24" x 36"	\$87.10
GS2448	24" x 48"	\$99.85
GS2460	24" x 60"	\$116.85
GS2472	24" x 72"	\$142.35
GSC074	74" H shelving post	\$33.98

Bun Racks



BPR20

- Open sides bun pan racks
- 3" spacing
- Welded angle slides
- 5" swivel casters
- Aluminum construction
- Ship knock-down
- NSF listed

Item #	H x W x D	Pan Capacity & Size	Price EA
BPR10	38-1/2" x 26" x 20.5"	(10) 18" x 26"	\$261.80
BPR20	65-1/2" x 20-3/8" x 26"	(20) 18" x 26"	\$349.80

Hood Filters



F1620



F2020


- Dimension are in nominal
- Dish washer safe
- Built-in handles
- Stainless steel
- 6 each per box (minimum order per box)
- Fully interchangeable with existing filters
- NSF & UL certified

Item #	H x W x D	Price EA
F1216	12" x 16" x 2"	\$46.20
F1616	16" x 16" x 2"	\$52.80
F1620	16" x 20" x 2"	\$52.80
F1625	16" x 25" x 2"	\$70.40
F2016	20" x 16" x 2"	\$52.80
F2020	20" x 20" x 2"	\$66.00
F2025	20" x 25" x 2"	\$77.00

Accessories

Work Table Accessories

- Heavy duty drawer for work table
- Ball bearing slides
- 200 lbs load capacity
- Stainless steel construction
- NSF listed



Pre-Rinse Basket			
Item #	W x D	Capacity	Price
DA-1818	18" x 18"	200 lbs	\$283.80

Fryer Accessories




- 430 S/S 22 Ga.

Fryer Joiner Strip			
Item #	W x D x H	Weight	Price
JSFF21	20-1/2" x 2" x 2"	1 lbs	\$63.80
JSFF23	22-1/2" x 2" x 2"	1 lbs	\$63.80
JSFF27	27" x 2" x 2"	1.2 lbs	\$63.80




Fryer Basket Hanger			
Item #	W x D x H	Fryer	Price
BH50	15-1/3" x 4-1/2" x 2"	40-50 lbs	\$173.80
BH75	21" x 4-1/2" x 2"	75 lbs	\$217.80

S/S Baskets / Splash Guards




- 304 S/S 18 Ga.
- Perforated basket
- NSF listed

Pre-Rinse Basket			
Item #	For Sink Bowl Size	Weight	Price
SDT-2020	20" x 20"	12 lbs	\$397.50



- 304 S/S 16 Ga.
- Perforated basket
- 3" deep basket
- NSF listed

Prep Sink Basket			
Item #	For Sink Bowl Size	Weight	Price
PSB-1515	15" x 15"	7 lbs	\$195.80
PSB-1620	16" x 20"	9.5 lbs	\$217.80
PSB-1818	18" x 18"	9.5 lbs	\$239.80
PSB-2020	20" x 20"	11 lbs	\$283.80
PSB-2424	24" x 24"	15 lbs	\$327.80



- 304 S/S 18 Ga.
- Welded bracket
- NSF listed

Sink Splash Guards			
Item #	For Sink Bowl Size	Weight	Price
SSG15	15"	3 lbs	\$129.80
SSG18	18"	4 lbs	\$151.80
SSG20	20"	4 lbs	\$173.80
SSG24	24"	5 lbs	\$195.80



- 430 S/S 18 Ga.
- Welded bracket
- NSF listed

Fryer Splash Guard			
Item #	L x D	Weight	Price
FSG2012	20" x 12"	4 lbs	\$85.80



Warranty info



LIMITED WARRANTY: ATS MFG warrants all MET Stainless Steel & FLO Faucet products, when properly installed and subject to normal use, are free from defects in material or workmanship for a period up to one (1) year.

With regard to these equipment, a defect shall refer to a variance from the design specifications that prohibit the Equipment from operating for its intended use. The Warranty provided by ATS MFG does not impose any duty or liability upon ATS MFG for degradation that occurs in the normal course over time, or due to improper installation of the Equipment by Purchaser or their representative.

Determination of repair or replacement will be at the sole discretion of ATS MFG.

EXCLUSION FROM WARRANTY COVERAGE:

- A. Any damage occurring, at any time, during shipping of Equipment unless otherwise provided for in the Agreement. When returning Equipment to ATS MFG for repair or replacement, Purchaser assumes all risk of loss or damage, and agrees to use any shipping containers that might be provided by ATS MFG and to ship the Equipment in the manner prescribed by ATS MFG;
- B. Any damage caused by improper installation and/or use, overloading, accident, improper storage, or neglect, alterations, modifications, or additions;
- C. Any statement made about the product by salesman, dealers, distributors or agents, unless such statements are in a written document signed by an officer of ATS MFG. Such statements are not included in a signed writing do not constitute warranties, shall not be relied upon by Purchaser and are not part of the contract of sale.

PURCHASER'S INSPECTION UPON RECEIPT OF EQUIPMENT: All Equipment shall be carefully inspected by Purchaser upon receipt, be installed by persons who are trained and certified professionals with respect to such installation, and be installed, used, repaired and maintained by Purchaser in accordance with all applicable local laws, codes and regulations.

ASSIGNMENT OF RIGHTS: The Warranty contained herein extends only to the original Purchaser of the Equipment and no attempt to extend the Warranty to any subsequent user or transferee of the Equipment shall be valid or enforceable without the express written consent of ATS MFG. Any attempt by Purchaser to assign this Warranty shall render the Warranty.

ATS MFG

Visit our easy, fast and user friendly web catalog for special offers, product quotes, lead time, and credit information...

Address:
1750 Stone Ridge Dr.
Stone Mountain, GA 30083

ATSMFG.com
Email: info@ATSFurniture.com
TEL: 770-270-1688
FAX: 770-270-5919

